



 **INDESIT**

Appliance Collection
January 2011

Ovens & Cookers



Design is important, but for Indesit it's not just about beauty; cookers and ovens must also be practical and functional for everyday use.

That's why the designs of the new Indesit cookers and ovens are fresh and stylish. Each detail combines elegance, sturdiness and functionality for easier use and a longer life. Providing innovative solutions for everyday living.

4-7

Hobs



The Indesit range offers a choice of gas, electric and induction technology in a variety of colours to perfectly match the rest of your appliances.

With features such as residual heat indicators and child safety locks available, choosing the right hob to suit your needs has never been easier.

8-10

Cooker Hoods



The Indesit Collection offers a range of hoods to fit with all kitchen styles.

Keep your cooking environment steam and odour free, whilst using the light from your hood to focus on your cooking, or provide a little mood lighting when entertaining. The perfect addition to your kitchen.

11

Dishwashers



Innovative dishwashing solutions, with versatile and intelligent programmes, offer maximum flexibility for all your needs.

Indesit not only makes life simple, it can improve it too. Throughout the range, all Indesit dishwashers benefit from water, energy and time saving technologies to make your life easier. Indesit dishwashers have been created with your busy life in mind.

12-13

Cooling



More technology, less energy. Indesit fridges and freezers offer the best cooling and food preservation features combined with the most energy efficient performance.

The Indesit Cooling range is designed to make everyday chores easier, saving you time without compromising on performance.

14-17

Laundry



Indesit laundry appliances are packed full of innovative technology to improve your lifestyle.

Available with Smart technology, these appliances help you save time, as well as water and energy. Loading and unloading has never been easier, with new wider doors and a tilted control panel for easy programme selection.

18-19

PRIME

The new generation sets the trend.

We offer a choice of 3 clear stages in our range; Start, Advance and Prime. Prime is a co-ordinated range of free standing and built-in appliances. Styled by Italian designer Giugiaro, Prime is not just beautiful, it offers functional and practical solutions. Simple, stylish, original. Prime fits well in all kitchen settings, with digital technology and a premium feel.



Quality from start to finish.

Quality is not just an Indesit choice, it is an essential requirement

At all stages of the creation of our electrical appliances, everyone's job is to achieve the highest quality: at design stage, development stage, choice of raw material suppliers, plant production processes and technical assistance when the electrical appliance is in your home.

Indesit is the first white goods manufacturer to gain SGS* multi-site certification with **ISO9001: 2008 Quality Management System**. Internationally recognised, it demonstrates our commitment to quality and customer satisfaction.

We invest in both people and product. Since 2006, 500 designers have spent 12,000 hours in quality training courses. We spend, on average, over €3 million a year on quality improvements, with over 180 specific working teams in quality involvement Programmes.

All appliances are tested to simulate up to 10 years of use. For example, our washing machines have to go through rigorous testing before they get to your home:

- 30,000** door opening & closings
- 50,000** interface interactions
- 50,000** knob turns
- 2,500** dispenser drawer opening & closings
- 1,250** wash cycles



Prime 6 Function Single Oven

- **6 Cooking Programmes:**
Conventional, Multi-Level, Grill, Fan Grilling, Baking, Pizza
- Easy Clean Enamel Finish
- Electronic Programmable Timer
- Thermostat with Indicator Light
- Triple Glazed Door
- Air Flow Cooling Fan
- Energy Efficiency: A Rated
- 56 Litre Capacity
- Stainless Steel Finish
- **Art. Nr. ISOP060E**
- **R.R.P. €399 including PRF €1**

Min. Installation Dimensions: W 558 x D 547 x H 575 - 585 mm ƒ



Advance 3 Function Single Oven

- **3 Cooking Programmes:**
Fan, Grill, Fan Grilling
- Easy Clean Enamel Finish
- Electronic Programmable Timer
- Thermostat with Indicator Light
- Triple Glazed Door
- Air Flow Cooling Fan
- Energy Efficiency: A Rated
- 56 Litre Capacity
- Stainless Steel Finish
- **Art. Nr. ISOA030E**
- **R.R.P. €360 including PRF €1**

Min. Installation Dimensions: W 558 x D 547 x H 575 - 585 mm ƒ



Start 4 Function Single Oven

- **4 Cooking Programmes:**
Fan, Grill, Fan Grilling, Defrost
- Easy Clean Enamel Finish
- Minute Minder
- Thermostat with Indicator Light
- Double Glazed Door
- Air Flow Cooling Fan
- Energy Efficiency: B Rated
- 56 Litre Capacity
- **Art. Nr. ISOS041E Stainless Steel**
- **R.R.P. €305 including PRF €1**
- **Art. Nr. ISOS041EB Black**
- **R.R.P. €285 including PRF €1**



Min. Installation Dimensions: W 558 x D 547 x H 575 - 585 mm ƒ

Advance 4 Function Double Oven

- **Top Oven:**
Conventional, Twin Variable Grill
- **Main Oven:**
Fan, Defrost
- **Easy Clean Catalytic**
- Electronic Programmable Timer
- 2 Thermostat with Indicator Lights
- Double Glazed Door
- Air Flow Cooling Fan
- Energy Efficiency: AA Rated
- 35+65 Litre Capacity
- Stainless Steel Finish
- **Art. Nr. IDOA040C**
- **R.R.P. €555 including PRF €1**



Min. Installation Dimensions: W 560 x D 550 x H 878 mm F

Advance 4 Function Double Oven

- **Top Oven:**
Conventional, Twin Variable Grill
- **Main Oven:**
Fan, Defrost
- Easy Clean Enamel Finish
- Electronic Programmable Timer
- 2 Thermostat with Indicator Lights
- Double Glazed Door
- Air Flow Cooling Fan
- Energy Efficiency: AA Rated
- 35+65 Litre Capacity
- Stainless Steel Finish
- **Art. Nr. IDOA040E**
- **R.R.P. €545 including PRF €1**



Min. Installation Dimensions: W 560 x D 550 x H 878 mm F

Advance Integrated Microwave with Grill

- 5 Power Levels
- 3 Cooking Functions: Grill, Microwave, Microwave Grilling
- Ergonomically Designed Knob Controls
- Max Output 900W
- 24 Litre Capacity
- Stainless Steel Finish
- **Art. Nr. IMWA030**
- **R.R.P. €440**




Min. Installation Dimensions: W 560 x D 320 x H 370 mm F

Twin Oven Dual Fuel Range Cooker



- **5 Burners Easy Clean Gas Hob**
Automatic Ignition, Cast Iron Supports
LPG Convertible Kit Included
- **7 Function Main Oven (Left)**
Conventional, Fan, Grill, Fan Grilling,
Half Grill, Baking, Pizza
- **4 Function Side Oven (Right)**
Conventional Heat, Bottom Heat, Grill, Half Grill
- Wok Burner
- Minute Minder
- Flame Safety Device
- Energy Efficiency: B /A Rated
- 54+36 Litre Capacity
- Stainless Steel Finish

- **Art. Nr. IRCD920SS**
- **R.R.P. €1,200 including PRF €1**



Dimensions: W 900 x D 600 x H 900 mm ƒ

Single Oven Dual Fuel Range Cooker



- **5 Burners Easy Clean Gas Hob**
Automatic Ignition, Cast Iron Supports
LPG Convertible Kit Included
- **Main Oven**
Conventional Oven with Variable Grill
- Wok Burner
- Minute Minder
- Flame Safety Device
- Energy Efficiency: B Rated
- 68 Litre Capacity
- Stainless Steel Finish

- **Art. Nr. IRCD910SS**
- **R.R.P. €840 including PRF €1**



Dimensions: W 900 x D 600 x H 900 mm ƒ

60 cm Single Oven Dual Fuel Cooker

- **4 Burners Easy Clean Gas Hob**
Automatic Ignition, Twin Enamelled pan Supports
LPG Convertible Kit Included
- **6 Function Oven**
Conventional, Fan Assisted, Grill,
Fan Grilling, Top Element Only, Easy Defrost
- Minute Minder
- Flame Safety Device
- Energy Efficiency: B Rated
- 56 Litre Capacity
- Stainless Steel Finish
- **Art. Nr. ICD610SS**
- **R.R.P. €430 including PRF €1**



Dimensions: W 600 x D 600 x H 900 mm ƒ

60 cm Double Oven Electric Cooker

- **Easy Clean Ceramic Hob**
4 Cooking Zones
- **Top Electric Oven**
Conventional, Variable Grill
- **Bottom Electric Oven**
Fan Oven
- LED Clock and Minute Minder
- Energy Efficiency: B/B Rated
- 65+35 Litres Capacity
- White Finish
- **Art. Nr. ICE620W**
- **R.R.P. €545 including PRF €1**



Dimensions: W 600 x D 610 x H 900 mm ƒ

60 cm Double Oven Gas Cooker

- **4 Burners Easy Clean Gas Hob**
Automatic Ignition, Twin Enamelled pan Supports
- **Top Gas Oven**
Gas Oven with Variable Grill
- **Main Gas Oven**
Gas Oven
- Glass Lid with Safety Cut Off
- LED Clock with Minute Minder
- Flame Safety Device
- 57+26 Litres Capacity
- White Finish
- **Art. Nr. ICG620W**
- **R.R.P. €600**

Dimensions: W 600 x D 610 x H 910 mm ƒ



Prime 75 cm Gas Hob



- **5 Burners Easy Clean Gas Hob**
- Automatic Ignition
- Flame Supervision Device
- Easy Glide Pan Supports
- 3 Cast Iron Pan Supports
- Dual Wok Burner 3.5kW
- Stainless Steel Finish
- **Art. Nr. IGHP7550**
- **R.R.P. €310**

Cut Out Dimensions: W 555 x D 475 mm ƒ

Advance 70 cm Gas Hob



- **5 Burners Easy Clean Gas Hob**
- Automatic Ignition
- Flame Supervision Device
- Easy Glide Enamel Pan Supports
- Triple Wok Burner 3.6kW
- Stainless Steel Finish
- **Art. Nr. IGHA7050**
- **R.R.P. €255**

Cut Out Dimensions: W 555 x D 475 mm ƒ

Prime 60 cm Gas Hob



- **4 Burners Easy Clean Gas Hob**
- Automatic Ignition
- Flame Supervision Device
- Easy Glide Pan Supports
- 2 Enamel Pan Supports
- Stainless Steel Finish
- **Art. Nr. IGHP6040**
- **R.R.P. €205**

Cut Out Dimensions: W 555 x D 475 mm ƒ

Start 60 cm Gas Hob



- **4 Burners Easy Clean Gas Hob**
- Push Button Ignition
- Flame Supervision Device
- Easy Glide Pan Supports
- 2 Enamel Pan Supports
- Stainless Steel Finish
- **Art. Nr. IGHS6040**
- **R.R.P. €195**

Cut Out Dimensions: W 555 x D 475 mm ƒ

Prime 60 cm Touch Control Induction Hob

- **4 Induction Zones**
2 x 2.2kW
2 x 1.4kW
- 9 Power Levels
- Child Safety Lock
- Residual Heat Indicators
- Black Frameless Finish
- **Art. Nr. IIHP6040**
- **R.R.P. €510**

Cut Out Dimensions: W 560 x D 490 mm F



Advance 60 cm Framed Touch Control Ceramic Hob

- **4 Ceramic Zones**
1 Rapid, 1 x Super Rapid, 2 Standard
- 9 Power Levels
- Child Safety Lock
- Residual Heat Indicators
- Black with Stainless Steel Frame Finish
- **Art. Nr. ICHA6040S**
- **R.R.P. €340**

Cut Out Dimensions: W 560 x D 490 mm F



Advance 60 cm Touch Control Ceramic Hob

- **4 Ceramic Zones**
1 Rapid, 1 x Super Rapid, 2 Standard
- 9 Power Levels
- Child Safety Lock
- Residual Heat Indicators
- Black Frameless Finish
- **Art. Nr. ICHA6040**
- **R.R.P. €310**


Cut Out Dimensions: W 560 x D 490 mm F




Start 60 cm Framed Ceramic Hob

- **4 Ceramic Zones**
2 Rapid, 2 Standard
- 12 Power Levels
- Ergonomically Designed Controls
- Residual Heat Indicators
- Black with Stainless Steel Frame Finish
- **Art. Nr. ICHS6040S**
- **R.R.P. €290**

Cut Out Dimensions: W 560 x D 490 mm F



Start 60 cm Frameless Ceramic Hob



- **4 Ceramic Zones**
2 Rapid, 2 Standard
- 12 Power Levels
- Ergonomically Designed Controls
- Residual Heat Indicators
- Black Frameless Finish
- **Art. Nr. ICHS6040**
- **R.R.P. €290**

Cut Out Dimensions: W 560 x D 490 mm F

Start 60 cm Solid Plate Hob



- **4 Solid Plates**
2 Rapid, 2 Semi-Rapid
- 6 Power Levels
- Ergonomically Designed Controls
- On / Off Indicator Light
- Stainless Steel Finish
- **Art. Nr. IPHS6040**
- **R.R.P. €145**

Cut Out Dimensions: W 555 x D 475 mm F



Prime Extractor Hood

- **Soft Touch Controls**
 - 3 Speeds
 - 450m³/hr extraction rate
 - 52dB(A) Noise Level
 - Metallic Filters with Carbon Filters Included
 - Stainless Steel Finish
 - 600 / 900 mm Width Options
- | | | |
|----------------------------|---------------|--------------------|
| • Art. Nr. IEHP600S | 600 mm | R.R.P. €255 |
| • Art. Nr. IEHP900S | 900 mm | R.R.P. €289 |



Dimensions: W 597 / 897 x D 490 x H 1100 mm F

Advance Chimney Hood

- **Electronic Push Button Controls**
 - 3 Speeds
 - 450m³/hr extraction rate
 - 45dB(A) Noise Level
 - Metallic Filters
 - Stainless Steel Finish
 - 600 / 700 / 900 mm Width Options
- | | | |
|----------------------------|---------------|--------------------|
| • Art. Nr. IEHA600S | 600 mm | R.R.P. €205 |
| • Art. Nr. IEHA700S | 700 mm | R.R.P. €205 |
| • Art. Nr. IEHA900S | 900 mm | R.R.P. €235 |



Dimensions: W 600 / 700 / 900 x D 507 x H 1120 mm F

Start Chimney Hood

- **Electronic Push Button Controls**
 - 3 Speeds
 - 420m³/hr extraction rate
 - 47dB(A) Noise Level
 - Metallic Filters with Carbon Filters Included
 - Stainless Steel Finish
 - 600 / 900 mm Width Options
- | | | |
|----------------------------|---------------|--------------------|
| • Art. Nr. IEHS605S | 600 mm | R.R.P. €155 |
| • Art. Nr. IEHS905S | 900 mm | R.R.P. €185 |



Dimensions: W 600 / 900 x D 510 x H 910 mm F



Semi Integrated 12 Place Dishwasher Stainless Steel

- 12 Place Settings
- 5 Programmes
- Adjustable Wash Temperatures
- Height Adjustable Upper Baskets
- Soft Pull Door Opening System
- 16 Litres Water Consumption
- Natural Drying
- 53 dB(A) Noise levels
- Easy Installation
- AA Rated
- **Art. Nr. IDW05120SS**
- **R.R.P. €460 including PRF €1**

Installation Dimensions: W 600 x D 570 x H 820 - 900 mm F



Semi Integrated 12 Place Dishwasher White

- 12 Place Settings
- 5 Programmes
- Adjustable Wash Temperatures
- Height Adjustable Upper Baskets
- Soft Pull Door Opening System
- 16 Litres Water Consumption
- Natural Drying
- 53 dB(A) Noise levels
- Easy Installation
- AA Rated
- **Art. Nr. IDW05120WH**
- **R.R.P. €460 including PRF €1**

Installation Dimensions: W 600 x D 570 x H 820 - 900 mm F



Full Integrated 12 Place Dishwasher

- 12 Place Settings
- 4 Programmes
- Adjustable Wash Temperatures
- LED Display
- Soft Pull Door Opening System
- 16 Litres Water Consumption
- Natural Drying
- 55 dB(A) Noise levels
- Easy Installation
- AA Rated
- **Art. Nr. IDW04120**
- **R.R.P. €430 including PRF €1**

Installation Dimensions: W 600 x D 570 x H 820 - 900 mm F

Free Standing 14 Place Dishwasher

- 14 Place Settings
- 8 Programmes with 4 wash Temperatures
- Digital Display
- Self Balancing Door
- Height Adjustable Upper Basket
- Half Load Setting
- 15 Litres Water Consumption
- 47 dB(A) Noise levels
- Rinse & Salt Indicator Lights
- AAA Rated
- **Art. Nr. IDW08140**
- **R.R.P. €400 including PRF €1**



Dimensions: W 600 x D 600 x H 850 mm F

Free Standing Slimline 10 Place Dishwasher

- 10 Place Settings
- 5 Programmes
- Adjustable Wash Temperatures
- Self Balancing Door
- Height Adjustable Upper Basket
- Wash Phase Indication Lights
- 10 Litres Water Consumption
- 53 dB(A) Noise levels
- Rinse & Salt Indicator Lights
- AAA Rated
- **Art. Nr. IDW05100SL**
- **R.R.P. €300 including PRF €1**



Dimensions: W 450 x D 600 x H 850 mm F





Prime Free Standing No Frost Fridge Freezer

- Total No Frost
 - Pizza Shelves
 - Super Cool/Freeze
 - Safety Glass Shelves
 - Ice³: Integrated Ice Shelves
 - Open Door Alarm
 - 2 Salad Crispers
 - Wine Rack
 - Child Lock
 - 3 Freezer Drawers
 - Reversible Doors
 - Hygiene Control
 - Fridge Gross Capacity: 222 litres
 - Freezer Gross Capacity: 100 litres
 - White Finish
 - A+ Rated
- **Art. Nr. IFF3220WFF**
 - **R.R.P. €605 including PRF €5**



Dimensions: W 600 x D 656 x H 1870 mm F



60 cm Free Standing Fridge Freezer

- Total No Frost
 - Maxi Bottle Shelf
 - 2 Salad Crispers
 - Ice³: Integrated Ice Shelves
 - Safety Glass Shelves
 - 3 Freezer Drawers
 - Reversible Doors
 - Hygiene Control
 - Fridge Gross Capacity: 175 litres
 - Freezer Gross Capacity: 85 litres
 - White Finish
 - A Rated
- **Art. Nr. IFF2601WFF**
 - **R.R.P. €450 including PRF €2**



Dimensions: W 600 x D 655 x H 1750 mm F



55 cm Free Standing Fridge Freezer

- Space Saving 55 cm Width
- Super Freeze Option
- Safety Glass Shelves
- Ice³: Integrated Ice Shelves
- Auto Defrost Fridge
- 2 Salad Crispers
- 4 Freezer Drawers
- Reversible Doors
- Hygiene Control
- Fridge Gross Capacity: 155 litres
- Freezer Gross Capacity: 105 litres
- White Finish
- A Rated
- **Art. Nr. IFF2600W**
- **R.R.P. €300 including PRF €2**



Dimensions: W 550 x D 580 x H 1740 mm F

Free Standing Under Counter Fridge

- Safety Glass Shelves
- Ice³: Integrated Ice Shelves
- Auto Defrost Fridge
- Full Width Salad Crispers
- Reversible Doors
- Fridge Gross Capacity: 130 litres
- White Finish
- A Rated
- **Art. Nr. IFRI130W**
- **R.R.P. €190 including PRF €2**



Dimensions: W 600 x D 545 x H 840 mm F

Free Standing Under Counter Freezer

- 3 Freezer Drawers
- High Temperature Warning Light
- Reversible Doors
- Freezer Gross Capacity: 102 litres
- White Finish
- A Rated
- **Art. Nr. IFRE102W**
- **R.R.P. €230 including PRF €2**



Dimensions: W 600 x D 545 x H 840 mm F



Integrated Full Height 70/30 Fridge Freezer

- Auto Defrost Fridge
- Safety Glass Shelves
- 3 Fridge Shelves
- 2 Salad Crispers
- 1 Freezer Flap
- 2 Freezer Drawers
- Reversible Doors
- Fridge Gross Capacity: 206 litres
- Freezer Gross Capacity: 71 litres
- A Rated
- **Art. Nr. IFF7030**
- **R.R.P. €490 including PRF €2**

Min. Installation Dimensions: W 560x D 560 x H 1772 mm F



Integrated Full Height 50/50 Fridge Freezer

- Auto Defrost Fridge
- Safety Glass Shelves
- 3 Fridge Shelves
- 2 Salad Crispers
- 4 Freezer Drawers
- Reversible Doors
- Fridge Gross Capacity: 155 litres
- Freezer Gross Capacity: 105 litres
- A Rated
- **Art. Nr. IFF5050**
- **R.R.P. €439 including PRF €2**

Min. Installation Dimensions: W 560x D 560 x H 1772 mm F

Integrated Under Counter Fridge with Ice Box

- Safety Glass Shelves
 - Full width Salad Crisper
 - Auto Defrost
 - Adjustable Thermostat
 - Fan Assisted Ventilation
 - Reversible Doors
 - Fridge Gross Capacity: 96 Litres
 - Ice Box Gross Capacity: 20 Litres
 - A Rated
- **Art. Nr. IFRI1160**
 - **R.R.P. €380 including PRF €2**



Min. Installation Dimensions: W 600 x D 550 x H 820 - 880 mm ƒ

Integrated Under Counter Fridge

- Safety Glass Shelves
 - Full width Salad Crisper
 - Auto Defrost
 - Adjustable Thermostat
 - Fan Assisted Ventilation
 - Reversible Doors
 - Fridge Gross Capacity: 139 Litres
 - A Rated
- **Art. Nr. IFRI1390**
 - **R.R.P. €380 including PRF €2**



Min. Installation Dimensions: W 600 x D 550 x H 820 - 880 mm ƒ

Integrated Under Counter Freezer

- 3 Freezer Drawers
 - Super Freeze Option
 - Indicator Lights
 - Fan Assisted Ventilation
 - Reversible Doors
 - Freezer Gross Capacity: 89 Litres
 - A Rated
- **Art. Nr. IFRE0890**
 - **R.R.P. €390 including PRF €2**



Min. Installation Dimensions: W 600 x D 550 x H 820 - 880 mm ƒ



Prime 8kg Washing Machine

- 1200 rpm Spin Speed
 - 16 Programmes
 - LED Display
 - Cool Wash
 - 9hrs Delay
 - Easy Iron Option
 - Variable Temperature & Spin
 - 180° Door Opening
 - Water Consumption 69 litres
 - AA+B Rated
 - Express 15 min Wash
 - MixCool 30°C
 - Jeans & Shirts
 - Duvets & Outdoor wear
 - Wool & Delicates
 - Special Sports Shoes
 - Extra Rinse
 - Polar White Finish
- **Art. Nr. IWMF8120W**
 • **R.R.P. €425 including PRF €1**



Dimensions: W 595 x D 600 x H 850 mm ƒ



6+5kg Washer Dryer

- 1200 rpm Spin Speed
 - 16 Programmes
 - Max Wash Capacity 6kg
 - Express 45 min Wash & Dry
 - 12hrs Delay
 - Variable Temperature & Spin
 - 3 Level Sensor Drying System
 - Max Wash + Dry Capacity 5+5kg
 - Water Consumption 52 litres
 - ABB Rated
 - LED Display
 - Extra Rinse
 - Jeans, Wool & Delicates
 - Intensive Wash
 - Easy Iron Option
 - Special Sports Shoes
 - Polar White Finish
- **Art. Nr. IWDF65120W**
 • **R.R.P. €480 including PRF €1**

Dimensions: W 595 x D 535 x H 850 mm ƒ



6kg Reverse Action Dryer

- 120mins Drying Time
- Dual Tumble Direction
- Max Dry Capacity 6kg
- Mains Drain Option
- Removable Filter
- Refresh Cycle
- Vent Kit Included
- Polar White Finish
- C Rated
- **Art. Nr. ITDV60W**
 • **R.R.P. €200 including PRF €1**

Dimensions: W 595 x D 555 x H 850 mm ƒ

7kg Condenser Dryer

- 160mins Timed Drying
 - Dual Tumble Direction
 - Max Dry Capacity 7kg
 - Mains Drain Option
 - Removable Filter
 - Refresh Cycle
 - Easily Accessible Top Water Bottle
 - Polar White Finish
 - C Rated
- **Art. Nr. ITDC70W**
 - **R.R.P. €295 including PRF €1**

Dimensions: W 595 x D 584 x H 850 mm F



Full Integrated 6kg Washing Machine

- Spin Speed 1200 rpm
 - 20 Programmes including: Shirts, Wool, Easy Iron option
 - "Time4You" Express Wash
 - Max Wash Capacity 6kg
 - LED Display
 - Intensive Wash
 - Variable Temperature and Spin
 - Delay Timer up to 9hrs
 - Water Consumption: 64 Litres
 - Polar White Finish
 - AA+ Rated
- **Art. Nr. IWM60120**
 - **R.R.P. €535 including PRF €1**

Min. Installation Dimensions: W 600 x D 570 x H 815 - 900 mm F



Full Integrated 6+5kg Washer Dryer

- Spin Speed 1200 rpm
 - 16 Programmes including: Shirts, Wool, Delicates, Intensive
 - "Time4You" Express Wash
 - Max Wash Capacity 6kg
 - Max Wash and Dry Capacity 5kg
 - LED Display
 - Intensive Wash
 - Variable Temperature and Spin
 - Delay Timer up to 9hrs
 - Water Consumption: 64 Litres
 - Polar White Finish
 - A Rated
- **Art. Nr. IWD65120**
 - **R.R.P. €635 including PRF €1**

Min. Installation Dimensions: W 600 x D 570 x H 815 - 900 mm F





5
YEARS
FREE PARTS
GUARANTEE

All Indesit Appliances have a 5 year Parts and 1 year labour Guarantee

If you should have a problem with your appliance please call us where our dedicated, specialist team will be able to assist you.

We have one of the largest white goods service team in Ireland with fully qualified Indesit engineers to ensure you receive fast, reliable local service.

You can call us when you need us, including weekends and bank holidays. Open 364 days a year, please call: 0818 313 413*

*Calls charged at national call rates

Need an answer?

If you have a question about any Indesit appliance, simply pick up the phone. We can give you information about individual models, ranges and specific features. Our information line is open from 8.30 am to 5 pm Monday to Friday.

Please call: 0818 36 50 08*

*Calls charged at national call rates