




No.15 – base unit pull-out –
makes great use of narrow gaps.



no.15 – Ultra-slim pull-out with ClickFixx. Now with 3D front adjustment!

Two interface options for the 3D-X No.15 pull-out make for easy integration in any production process. The fitting can now either be clipped onto the runner without tools or connected using a front panel connector.


3D front adjustment makes adjustment ultra-simple.

Product features

- ClickFixx clip-on connection for fitting and runner or fitting and front panel.
- Toolless 3D front adjustment
- Can be installed with or without front panel, SoftStopp Plus with self-closing
- Available for the 90° version of towel rail, baking tray holder and 2-tray No.15 pull-out.



Front panel connector



Top front connector
for 2-tray pull-out

Side adjustment

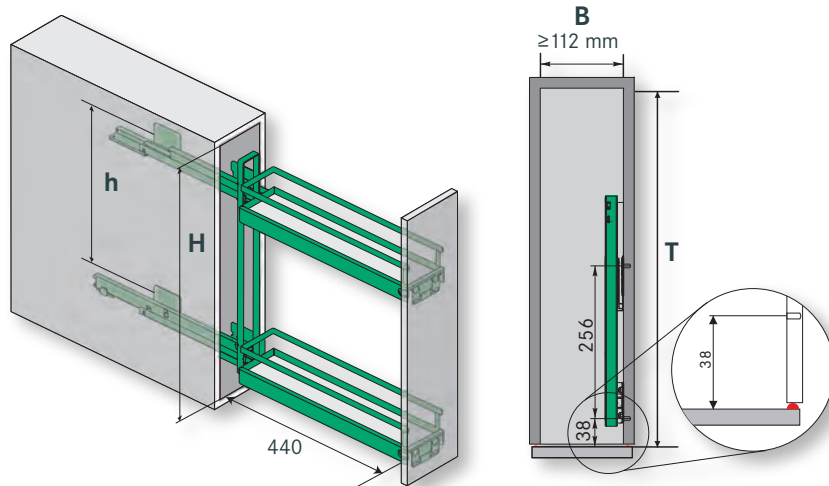
Tilt adjustment

Height adjustment

Toolless 3D front adjustment

Height and tilt are adjusted on the bottom front connector. The top front connector with its 'floating' bearing automatically keeps the connectors parallel when bottom connector height is changed.

Bottom front connector
for 2-tray fitting and for towel rail
and baking tray pull-out.



No.15 base unit pull-out, 90° front panel angle

	2 trays	3 trays
B = inside carcase width:	≥ 112 mm	≥ 112 mm
T = inside carcase depth:	≥ 481 mm	≥ 481 mm
H = inside carcase height:	≥ 542 mm	≥ 755 mm
h = hole distance:	380 mm	595 mm



Art. no. Dimensions (mm)

for 90° unit
attach right
Maximum load:
12 kg

No.15 base unit pull-out, STYLE, 2 trays

Standard with
SOFTSTOPP
damping

complete;
incl. textured metal trays
and full-extension runners

03 5412



05 5412 3D-X



for 90° unit
attach right
Maximum load:
12 kg

No.15 base unit pull-out, CLASSIC, 2 trays

Standard with
SOFTSTOPP
damping

complete;
incl. textured metal trays
and full-extension runners

01 5412



04 5412 3D-X



03 5413 for 90° unit
attach right

Maximum load:
12 kg

No.15 base unit pull-out, STYLE, 3 trays

complete;
incl. textured metal trays
and full-extension runners

Standard with
SOFTSTOPP
damping



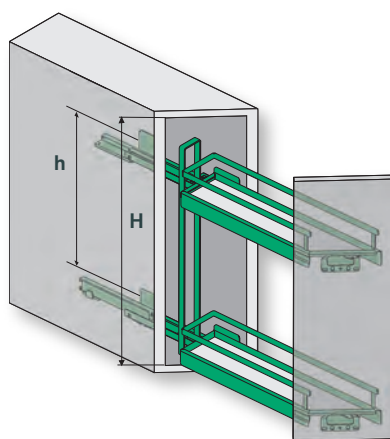
01 5413 for 90° unit
attach right

Maximum load:
12 kg

No.15 base unit pull-out, CLASSIC, 3 trays

complete;
incl. textured metal trays
and full-extension runners

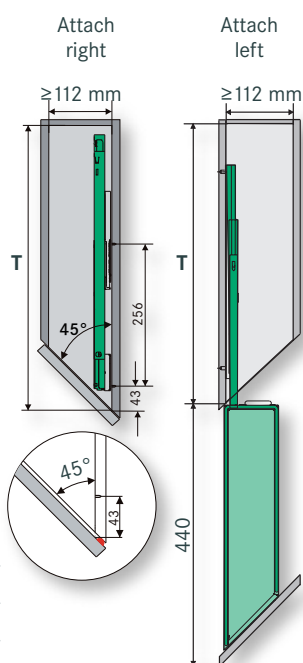
Standard with
SOFTSTOPP
damping



No.15 base unit pull-out
45° angled front

2 trays

B = inside carcase width:	≥ 112 mm
T = inside carcase depth:	≥ 495 mm
H = inside carcase height:	≥ 540 mm
h = hole distance:	380 mm



No.15 base unit pull-out STYLE
diagonal, 2 trays

incl. textured metal trays
and full-extension runners



Dimensions (mm) **Art. no.**

for 45° angled unit attach right **03 5410**

for 45° angled unit attach left **03 5411**



No.15 base unit pull-out CLASSIC
diagonal, 2 trays

incl. textured metal trays
and full-extension runners



for 45° angled unit attach right **01 5410**

for 45° angled unit attach left **01 5411**



Divider STYLE (photo left)
for No.15 base unit pull-out

01 5293

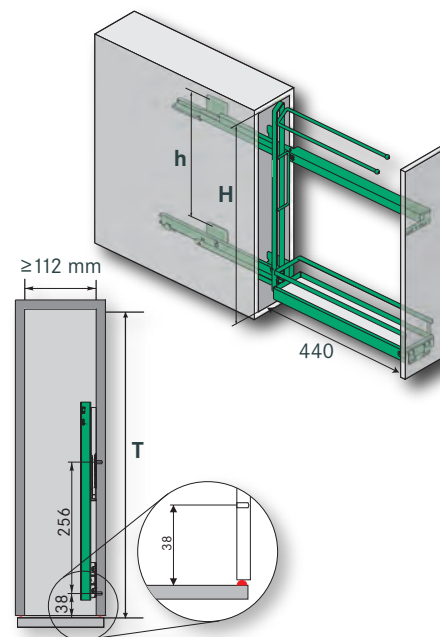
Divider CLASSIC (photo right)
for No.15 base unit pull-out

00 5293





The No.15 towel rail and the tray and baking tray rack offer practical and customizable ways of using space in narrow base units.



B = inside carcass width:	≥ 112 mm
T = inside carcass depth:	≥ 481 mm
H = inside carcass height:	≥ 592 mm
h = hole distance:	380 mm



Art. no. Dimensions (mm)

for 90° unit

attach right

Maximum load:
12 kg

No.15 towel-rail pull-out STYLE
complete; incl. full-extension runners

Standard with
SOFTSTOPP
damping

03 5418



05 5418 3D-X



for 90° unit

attach right

Maximum load:
12 kg

No.15 towel-rail pull-out CLASSIC
complete; incl. full-extension runners

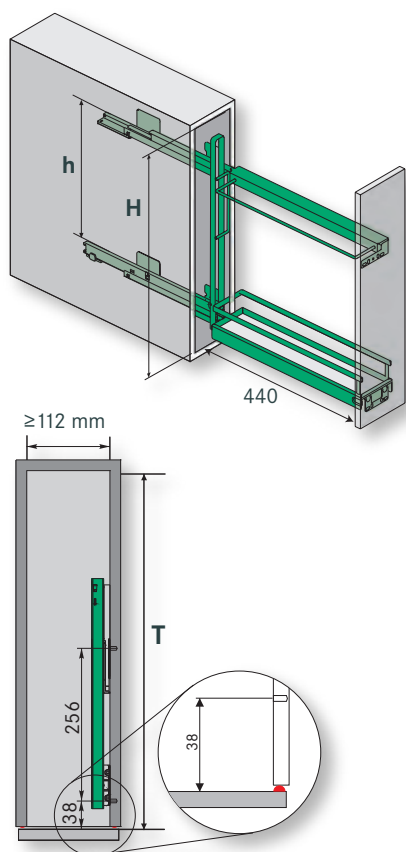
Standard with
SOFTSTOPP
damping

01 5418



04 5418 3D-X





B = inside carcase width:	≥ 112 mm
T = inside carcase depth:	≥ 481 mm
H = inside carcase height:	≥ 542 mm
h = hole distance:	380 mm



No.15 baking tray and tray pull-out **STYLE** complete; incl. full-extension runners



Dimensions (mm)

Art. no.

for 90° unit

attach right

Maximum load:
12 kg

03 5419

3D-X

05 5419



No.15 baking tray and tray pull-out **CLASSIC** complete; incl. full-extension runners

for 90° unit

attach right

Maximum load:
12 kg



01 5419

3D-X

04 5419



