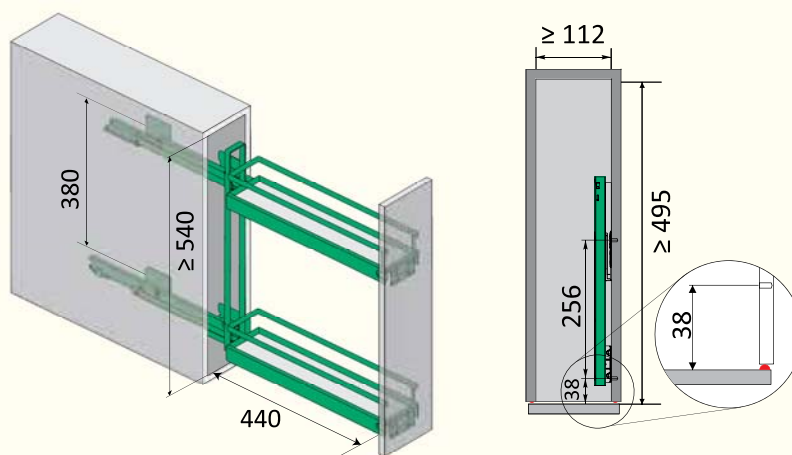


## Base Unit Solutions



### 150 mm Bottle Pull Out

- Ideal storage for bottles
- Full extension runner
- 12 kg weight capacity
- Soft Stopp as standard
- Three-way front adjustment
- Arena Style Chrome or Anthracite tray designs



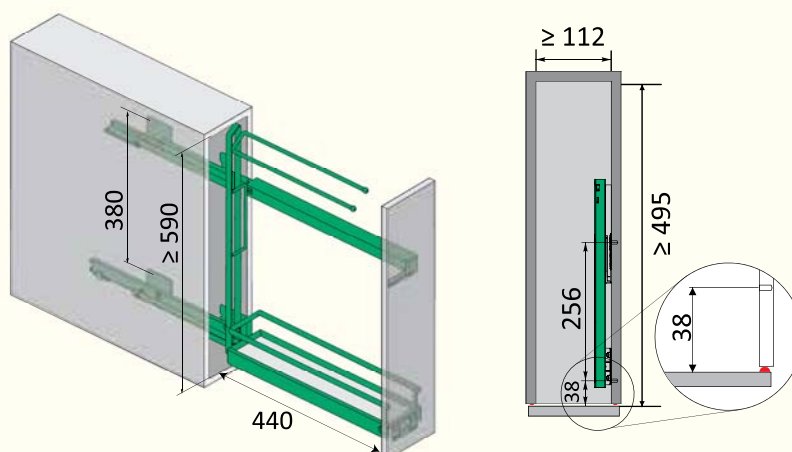
#### 150 mm Bottle Pull Out

| Finish   | Arena Style Chrome | Arena Style Anthracite |
|----------|--------------------|------------------------|
| Art No.. | K5297ASC           | K5297ASA               |



### 150 mm Towel Rail Pull Out

- Two towel rails and shelf
- Full extension runner
- 12 kg weight capacity
- Soft Stopp as standard
- Three way front adjustment
- Arena Style Chrome or Anthracite tray designs

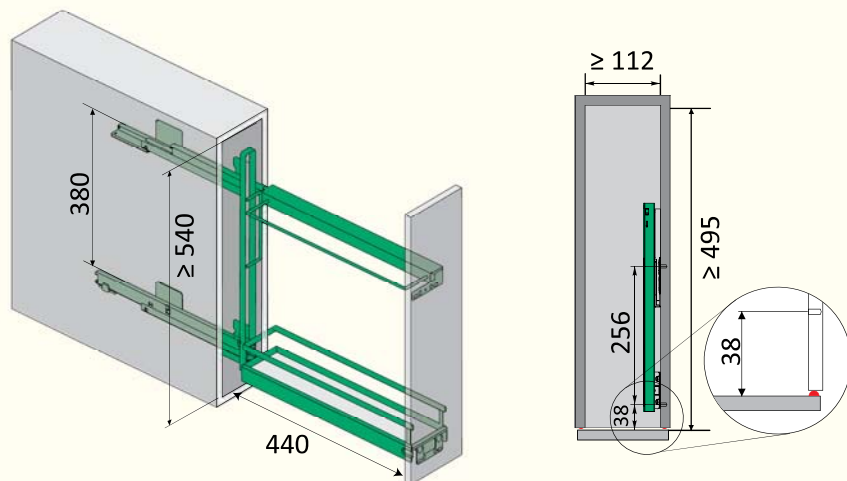


#### 150 mm Towel Rail Pull Out

| Finish   | Arena Style Chrome | Arena Style Anthracite |
|----------|--------------------|------------------------|
| Art No.. | K5399ASC           | K5399ASA               |

### 150 mm Tray Pull Out

- For storage of baking trays / oven shelves
- Full extension runner
- 12 kg weight capacity
- Soft Stopp as standard
- 3-way front adjustment
- Arena Style Chrome or Anthracite tray designs



150 mm Baking Tray Pull Out

| Finish   | Arena Style Chrome | Arena Style Anthracite |
|----------|--------------------|------------------------|
| Art No.. | K5400ASC           | K5400ASA               |

