



# AVENTOS

An inspiring range of lift systems

[www.blum.com](http://www.blum.com)

Perfecting motion  **blum**<sup>®</sup>





# Ease of motion – multitude of options

The AVENTOS lift system brings ease of motion to the wall cabinet. Even large and heavy lift systems can be opened with the utmost ease. What makes AVENTOS especially practical is that it offers the furniture user full freedom of movement and provides the necessary cabinet access at all times. Your customers will be inspired.

## Contents

- 4 Lift system range
- 5 Ideas for practical kitchens
- 8 Motion technologies
- 10 Top quality
- 12 Assembly
- 14 Frequently asked questions
- 16 Design
- 18 AVENTOS HF
- 34 AVENTOS HS
- 42 AVENTOS HL
- 50 AVENTOS HK
- 64 AVENTOS HK-S
- 74 Blum transformer and accessories
- 78 SERVO-DRIVE for AVENTOS functions
- 82 Blum

# The lift system programme

## They fold, lift and swing up and over with fascinating ease

AVENTOS is the ideal solution for any wall cabinet. Whether it is used in the kitchen or living area, whether there is lots of space available or only a little and whether it is used with small or large fronts, one thing never changes: the supreme ease of motion. With SERVO-DRIVE the lift system opens at a single touch. Thanks to BLUMOTION, it closes again silently and effortlessly. AVENTOS lift system fittings offer the highest quality – in addition to their proven stability and elegant design.



### Bi-fold lift system AVENTOS HF

- Ideal for high wall cabinets
- Handle is easy to reach, even when the lift system is open
- Takes up minimal space even with large cabinet heights, thanks to the two-part front
- Can be used with fronts of different heights



### Up & over lift system AVENTOS HS

- Ideal for large, one-part fronts
- Minimal space required thanks to swivel motion
- Can be combined with cornice or crown moulding



### Lift up AVENTOS HL

- Ideal for tall or wall cabinets with fronts above or for recessed cabinets.
- Suitable for smaller, one-piece and even low fronts
- Easy access to storage items



### Stay lift AVENTOS HK

- Ideal for small and medium wall cabinets
- The space requirement above cabinet is low thanks to the lift system motion
- No hinges required



### Small stay lift AVENTOS HK-S

- Perfect for small cabinets, e.g. over refrigerators or larder units
- Harmonious proportions
- No hinges required

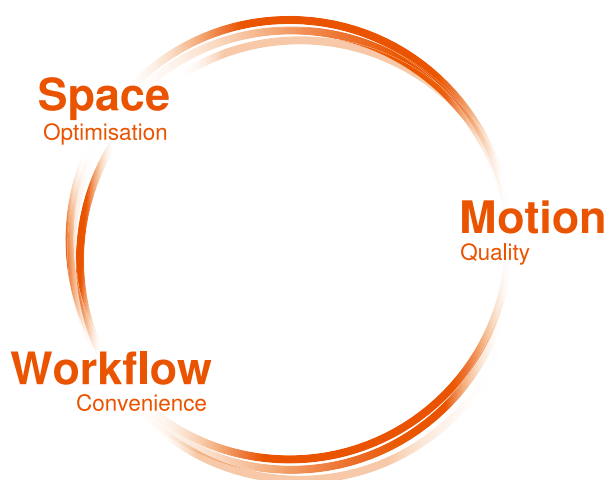
# DYNAMIC SPACE



Ideas from Blum  
for practical kitchens

## DYNAMIC SPACE – Ideas from Blum for practical kitchens

Good workflows, enough storage space and top quality motion. For Blum, workflow, space and motion are the three essential features of a practical kitchen. With DYNAMIC SPACE, we offer helpful ideas, suggestions and solutions so that today's kitchens don't just look great, but are practical as well.




### Workflow – Easy access

With AVENTOS, the front moves up, taking it right away from the work area. This makes the cabinet contents easy to access at all times. If the cabinet is placed near the dishwasher, clean glasses can be put back in their rightful place at lightning speed.



### Space – Fits in with storage space requirements

Wall cabinets with lift systems are flexible with regard to size. The optimum size depends on your room layout, your individual storage space requirements and your aesthetic preferences. Depending on the lift system type, heights of approx. 185 mm to 1040 mm are possible, coupled with widths ranging from 300 mm to 1800 mm.



### Motion – New effortlessness for lift systems

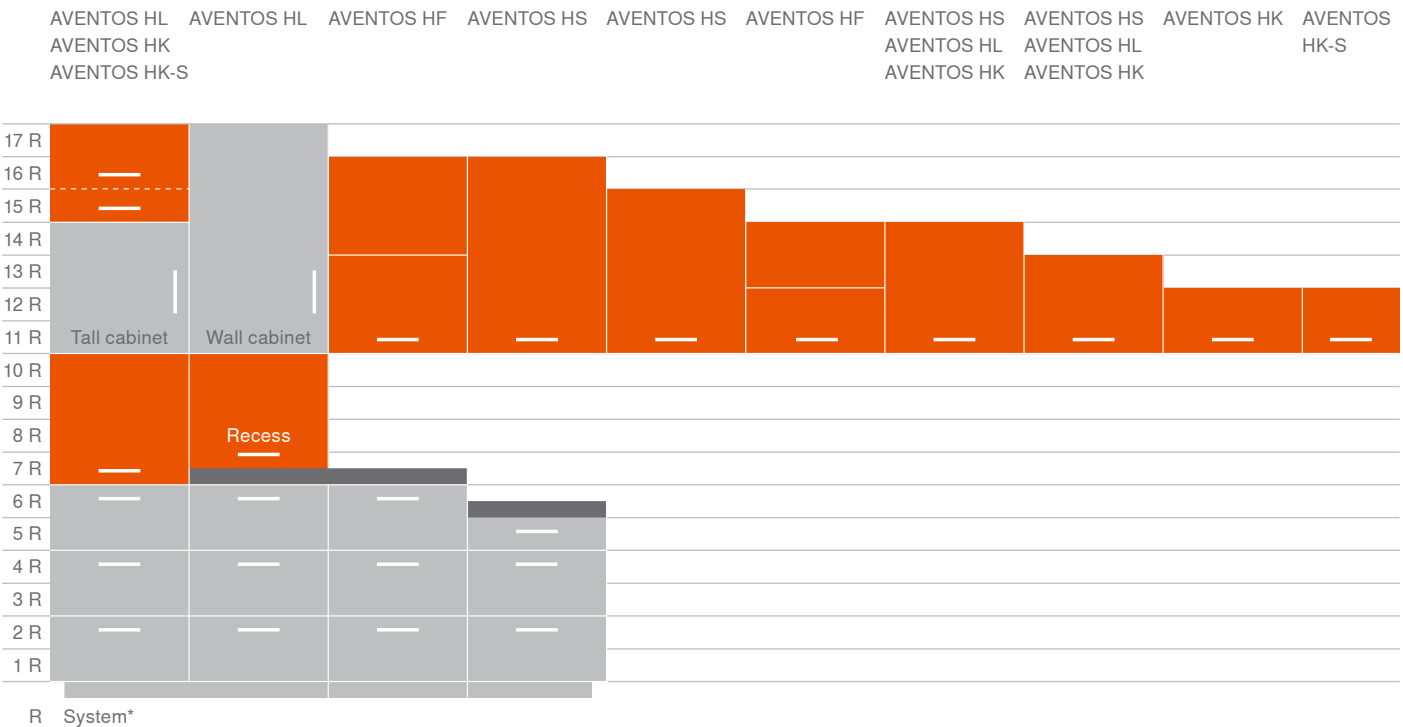
Even heavy and wide fronts have a feather-light glide. Regardless of the force applied, all AVENTOS lift systems always close silently and effortlessly – thanks to BLUMOTION. With SERVO-DRIVE, the electrical motion support system, lift systems open with just a light touch and close at the touch of an easily accessible switch.



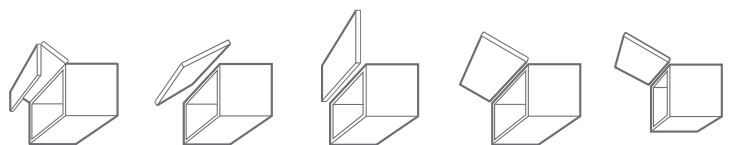
# The lift system programme

## Everything at a glance

The graphic below shows how the five fittings from the AVENTOS range can be used in a common kitchen system.



\* AVENTOS is flexible enough to be used in wall cabinets using 4-tier systems in addition to the 6-tier system shown above.



HF

HS

HL

HK

HK-S

#### Area of application

High wall cabinets	■	■			
Medium wall cabinets	■	■	■	■	
Low wall cabinets			■	■	■
Tall cabinets			■	■	■

#### Room planning

Min. top space requirement	■	■		■	■
----------------------------	---	---	--	---	---

#### Design

Single front		■	■	■	■
Two-part front	■				
Can be combined with cornice or crown moulding	■	■	■	■	■
Cabinet height dimensions in mm	480–1040	350–800	300–580	up to 600 <sup>1</sup>	up to 400
Cabinet width dimensions in mm	up to 1800	up to 1800	up to 1800	up to 1800	up to 1800 <sup>2</sup>

#### Ergonomics

Handles within easy reach	■	■	■	(■)	(■)
Easy access to cabinet interior	■	■	■	■	■

#### Motion technologies

BLUMOTION	■	■	■	■	■
SERVO-DRIVE	■	■	■	■	
TIP-ON				■ <sup>3</sup>	■ <sup>3</sup>

<sup>1</sup> For ergonomic reasons, we recommend a maximum cabinet height of 600 mm. However, higher lift systems can also be implemented subject to the power factor limits (see page 54).

<sup>2</sup> Depending on the power factor

<sup>3</sup> Cannot be combined with BLUMOTION

# Fascinating ease of motion for lift systems

With its innovative motion technologies, Blum not only makes opening and closing lift systems easier – it turns the process into an experience.

## **SERVO-DRIVE** inside

### **SERVO-DRIVE**

#### **Unsurpassed ease of use**

A single touch suffices and the lift system opens as if by magic. To close, simply press the easy-to-access switch on the inside of the cabinet.

## **TIP-ON** inside

### **TIP-ON**

#### **Simply press the lift system and it opens**

TIP-ON for AVENTOS HK and HK-S, our mechanical opening support system, now makes handle-less fronts easy and comfortable to open.

## **BLUMOTION** inside


### **BLUMOTION**

#### **Soft and effortless closing**

BLUMOTION is synonymous with fascinating quality of motion. Allow your customers to see for themselves – they will be inspired.







# Reliability – a furniture lifetime



We want our fitting solutions to provide your customers with many years of enjoyment and satisfaction.

That is why we focus on ensuring the highest quality:

## Precision testing

Each fitting is tested extensively according to strict criteria. Testing is carried out at our own test labs as well as in conjunction with international testing organisations. An AVENTOS lift system goes through the opening and closing process up to 80,000 times – only then are we satisfied in terms of our quality.

## Long warranty

Our promise to provide “quality a furniture lifetime” naturally applies to AVENTOS as well. We are so confident of this that we offer you a full 5-year warranty in respect of all the electrical components used in combination with Blum products.

## Meticulous selection and processes

High-quality robust materials. Exact assembly. Fast and simple assembly. From the choice of material right through to construction and start-up, we insist on consistently high levels of quality.



Easy insertion: Assembly of the cross stabiliser for AVENTOS HS and AVENTOS HL is now completely tool-free.



# Just a few simple steps are required



## Almost entirely tool-free

AVENTOS can be assembled with ease and the proven CLIP technology makes the process almost entirely tool-free. The only tool required is a power screwdriver for adjusting the lift mechanism in precise accordance with the front weight. The fact that the cross stabiliser for AVENTOS HS is attached without tools significantly reduces the amount of effort required for assembly. Fronts can be conveniently adjusted in 3 dimensions to ensure perfect gap alignment.

## SERVO-DRIVE: Start-up made easy

SERVO-DRIVE for AVENTOS only has a few components. These are easy to attach and can be precisely adjusted. In just a few simple steps, SERVO-DRIVE can be assembled, cable added, switch installed and the system can be put into operation.



Find out more about  
SERVO-DRIVE





## AVENTOS

### Why is it that the lift system rises or falls when you let go?

It is because the lift mechanism has not been set correctly. The fine adjustment process involves using a power screwdriver and the integral calibration to adjust the lift mechanism in precise accordance with the front weight. The result: The front stays in the position required.

### Is it also possible to use opening angle stops?

Yes, it is possible for AVENTOS HF, HK and HK-S. In the case of SERVO-DRIVE for AVENTOS, the drive unit must be mounted first and once the opening angle stop has been subsequently mounted, a reference run must be performed.

### Can the AVENTOS concept be implemented without using handles?

Yes, you can equip the lift system with SERVO-DRIVE (an electrical motion support system) or TIP-ON (a mechanical opening support system). A single touch suffices and the lift systems appear to open by themselves.

## SERVO-DRIVE for AVENTOS

### Is it possible to synchronise multiple lift systems?

Yes. Up to three drive units can be set so that they move simultaneously. This is especially practical in cases where there is a shared front covering several cabinets. In addition, the "collision avoidance" function for corner solutions allows you to adjust the drive units so that only one front ever opens at a time.

### What does my customer see when the wireless switch battery has to be replaced?

The SERVO-DRIVE switch contains a battery display. It flashes red when the battery power begins to weaken. Battery replacement is very simple. All you need is a conventional button cell battery (type CR 2032).

### What happens when the power goes out?

When there is a power cut SERVO-DRIVE for AVENTOS is not activated. However, you can continue to open and close manually without restrictions.

Once the power has been restored, you can carry on using everything as normal without having to make any additional settings.

### Can SERVO-DRIVE for AVENTOS be deactivated?

Your customers can deactivate SERVO-DRIVE for AVENTOS very easily. This is especially practical when cleaning the fronts, for example. We recommend a switched outlet for this. While deactivated, the lift systems can continue to be opened and closed manually.





Easy **access**  
combined with  
visual **appeal**


**SERVO-DRIVE**  
inside

**BLUMOTION**  
inside

This product is a brilliant combination of design and function. As its name suggests, the AVENTOS HL “lift up” lifts right up and out of the user’s way so that everything is always within easy reach. As a result, even special installations are possible. For example, you can integrate electrical appliances into tall cabinets.



Watch video of the assembly and adjustment processes



Sheer beauty: With AVENTOS HL, electrical appliances disappear behind a continuous cabinet front.

At the heart of this fitting solution is the lift mechanism with BLUMOTION and a robust spring package.