






### SURFACE / RECESSED LIGHTS

Programme	Page Nr.
TrioTone Lights	5.01
Surface SLS Lights	5.03
Surface LED Lights	5.04
Surface / Recessed SLS	5.05



### FLEXI STRIP

Programme	Page Nr.
Viva 3 / Polar	5.06
Primo 2 / Ion 8	5.07
Flux / Sigma 2	5.08
Radiant / Aluminium Profiles	5.09



### PLINTH LIGHTS

Programme	Page Nr.
Specto LED	5.10
LUCE SLS	5.11
Stellar Pro IP44	5.11



### GENERAL LIGHTING

Programme	Page Nr.
Verso Drawer Light	5.12
Duro Plus Drawer Light	5.12
Alto Rechargeable Light	5.13
Magnum Rechargeable Light	5.13



### SENSIO POWER

Programme	Page Nr.
SensioPod E	5.14
SensioPod+	5.14
SensioPod+ M Bluetooth / SensioPod M	5.15
SensioPod Bluetooth	5.16



### CONTROLS DIMMERS AND DRIVERS

Programme	Page Nr.
Drivers & Flexi Strip accessories	5.17
IR Swipe Sensor Switch	5.18
PIR Sensor Switch	5.18
Push Switch & Door Sensor	5.18

## HYPE TRIOTONE

- One light, three whites: warm, natural and cool white
- All three desired colour temperatures can be achieved from a single fitting. No need to stock multiple parts
- Choose the LED colour you prefer prior to installation. Please note; all fittings will be pre-set to warm white
- If you decide the LED colour choice is wrong after installation simply remove the LED centre and select a different LED colour
- Full range of switches and dimmers. See page 5.18
- Optional 2.5 mtr extension cable Art. Nr. SE9009.
- Surface/recess light with collar supplied
- Diffused LED' so no individual LED diodes can be seen
- 50% brighter than the previous SLS Hype and Bermuda fittings.
- Long lamp life of 35,000 hours



### NEXUS TRIOTONE

LED Colour	Lumens	Individual Light	3 Light Kit
Cool, Natural or Warm White	170 - 190 lm	SE21100	SE21100K3

Note: light kit c/w driver, each lamp with 2.5 mtr cable

## NEXUS TRIOTONE

- One light, three whites: warm, natural and cool white
- All three desired colour temperatures can be achieved from a single fitting. No need to stock multiple parts
- Choose the LED colour you prefer prior to installation.
- If you decide the LED colour choice is wrong after installation simply remove the LED centre and select a different LED colour
- Full range of switches and dimmers. See page 5.18
- Optional 2.5 mtr extension cable Art. Nr. SE9009
- Diffused LED' so no individual LED diodes can be seen
- 50% brighter than the previous SLS Hype and Bermuda fittings.
- Long lamp life of 35,000 hours



### NEXUS TRIOTONE


LED Colour	Lumens	Individual Light	3 Light Kit
Cool, Natural or Warm White	170 - 190 lm	SE11090T0	SE11090T3

Note: light kit c/w driver, each lamp with 2.5 mtr cable



### NEO TRIOTONE

- One light, three whites: warm, natural and cool white
- All three desired colour temperatures can be achieved from a single fitting. No need to stock multiple parts
- Choose the LED colour you prefer prior to installation. Please note; all fittings will be pre-set to warm white
- If you decide the LED colour choice is wrong after installation simply flick the switch underneath the front bezel of the fitting.
- Full range of switches and dimmers. See page 5.18
- Optional 2.5 mtr extension cable Art. Nr. SE9009.
- Magnetic stainless steel bezel for simple installation
- No visible diodes reflect off the worktop
- 40% larger than the previous PAD2 fittings



### NEO TRIOTONE

LED Colour	Lumens	Individual Light	3 Light Kit
Cool, Natural or Warm White	240 - 280 lm	SE11590T0	SE11590T3

Note: light kit c/w driver, each lamp with 2.5 mtr cable

### ASTRO TRIOTONE

- Super slimline design
- Brushed aluminium or black finish
- Magnetic mounting plate conceals fixings for a clean finish
- One light, three whites: warm, natural and cool white
- All three desired colour temperatures can be achieved from a single fitting. No need to stock multiple parts
- If you decide the LED colour choice is wrong after installation simply flick the switch on the back of the fitting.
- Elongated design allows for vast spread of light across the worktop
- Full range of switches and dimmers. See page 5.18
- Optional 2.5 mtr extension cable Art. Nr. SE9009




### ASTRO TRIOTONE

LED Colour	Finish	Lumens	Individual Light	3 Light Kit
Cool, Natural or Warm White	Brushed Aluminium	280 - 300 lm	SE11190T0	SE11190T3
Cool, Natural or Warm White	Black	280 - 300 lm	SE11198T0	SE11198T3
Cool, Natural or Warm White	Brass	280 - 300 lm	SE11197T0	SE11197T3

Note: light kit c/w driver, each lamp with 2.5 mtr cable


**ARK**

- Stainless steel finish with either cool or warm white LED.
- Fully diffused lens - no visible LED dots
- Lights can be Daisy chained together
- Full range of switches and dimmers. See page 5.18
- Optional 2.5 mtr extension cable Art. Nr. SE9009
- Cool White (5600K) and Warm White(3000K)
- Dimensions: Width 40 x Depth 180 x Height 10 mm

**ARK**

LED Colour	Lumens	Individual Light	3 Light Kit
Warm White	180 lm	SE11192W0	SE11192W3
Cool White	180 lm	SE11192C0	SE11192C3

Note: light kit c/w driver, each lamp with 2.0 mtr cable







### PINTO

- Sleek, bright and discreet only 6 mm deep
- Silver finish with either cool or warm white LED
- 16 integrated diodes
- 30,000 hour lamp life
- Full range of switches and dimmers. See page 5.18
- Cool White (5000K) and Warm White(3000K)
- Low energy consumption with only 1.5W per fitting
- Dimensions: Diameter 60 x Height 6 mm



### ASTRO TRIOTONE

LED Colour	Lumens	Individual Light	3 Light Kit
Warm White	112 lm	SE10138WW.24	SE10138WWK3.24
Cool White	120 lm	SE10138CW.24	SE10138CWK3.24

Note: light kit c/w driver, each lamp with 1 mtr cable

### ARCADE

- Cool or warm white LED spot lights
- Three coloured bezels supplied - black, white and stainless steel - to easily select and change the look of the fitting
- Extra bright with up to 250 lumens
- Innovative etched design completely diffuses light - no visible dots
- Full range of switches and dimmers. See page 5.18
- Optional 2.5 mtr extension cable Art. Nr. SE9009
- Cool White (5000K) and Warm White(3000K)
- Dimensions: Width 99 x Depth 99 x Height 6.7 mm



### ARCADE

LED Colour	Lumens	Individual Light	3 Light Kit
Warm White	250 lm	SE11095W0	SE11095W3
Cool White	250 lm	SE11095C0	SE11095C3

Note: light kit c/w driver, each lamp with 1.5 mtr cable

## HYPE SLS

- Surface or recess mounted.
- Stainless Steel finish with either cool or warm white LED.
- SLS Lighting; no diodes appear on light surface.
- 35,000 hour lamp life
- Full range of switches and dimmers. See page 5.18
- Optional 2.5 mtr extension cable Art. Nr. SE9009.
- Cool White (5000K) and Warm White(3000K)
- Dimensions: Recessed = Ø65 x Depth 11
- Dimensions: Surface = Ø68 x Height 13.5



SLS  
surface light source



## HYPE SLS

LED Colour	Lumens	Individual Light	3 Light Kit
Warm White	180 lm	SE90050W0	SE90050W3
Cool White	180 lm	SE90050C0	SE90050C3

Note: Each light kit c/w driver, each lamp with 2.5 mtr cable

## CONNEX TRIOTONE

- Continuous diffused LED under cabinet lighting
- One light, 3 colour temperatures
- Select cool, natural or warm white using the integrated rocker switch
- Mains fitting for ultra simple installation
- Aluminium finish available in warm white LED
- 35,000 hour lamp life
- These fittings can be directly interlinked to form a continuous run of light
- Each fitting is supplied with 1.5m of mains cable for simple installation (no driver required)



## CONNEX TRIOTONE

Length	222mm	343mm	524mm	623mm
Art No	SE100390	SE100490	SE100590	SE100690
Lumens	300 lm	500 lm	800 lm	1600 lm

Note: Each light fitting is supplied with 1.5 mtr of mains cable

## Flexi Strip Lights



### VIVA 3

- 3M VHB adhesive tape backing allows for quick & easy installation
- Male/female ends allow you to create the length required
- 25,000 hour lamp life
- Cool White (5500K), Natural White (4000K) & Warm White (3000K)
- Full range of switches and dimmers. See page 5.18
- The strip can be cut to length, reuse a cut section of the strip ONCE using the minicut connector (SE10318MCC).
- Range of interconnecting strips available See page 5.19
- Extremely low energy consumption, only 4W per 1000mm.
- Run a maximum length of 12m from one 30W driver.



### VIVA 3 FLEXI STRIP

LED Colour	1 mtr. Reel	1 mtr. Kit	2 mtr. Reel	2 mtr. Kit	5 mtr. Reel	5 mtr. Kit
Warm White	SE10715W0	SE10715W1	SE10725W0	SE10725W1	SE10655W0	SE10655W1
Cool White	SE10715C0	SE10715C1	SE10725C0	SE10725C1	SE10655C0	SE10655C1
Natural White	SE10715N0	SE10715N1	SE10725N0	SE10725N1	SE10655N0	SE10655N1

Note: Each kit c/w driver and 2.5 mtr connection lead. Lumens per meter: 470-520 lm



### POLAR

- Superb light output with high lumen per watts
- Available in both warm, natural and cool white.
- 3M tape backing allows for quick and easy installation
- Provides a completely uniform light line with no visible LED dots eliminating the need for a profile or cover
- It is versatile and compatible with Sensio dimmable receivers
- Cool White (6000K) Warm White (3000K) and Natural White (4000K)
- The strip can be cut (every 31 mm) to length, reuse a cut section of the strip using the joining clip (SE112990)



### POLAR

LED Colour	Lumens per mtr	2 mtr. Reel	2 mtr. Kit	5 mtr. Reel	5 mtr. Kit
Cool White	600 lm	-	-	SE20055C0	SE20055C1
Warm White	580 lm	-	-	SE20055W0	SE20055W1
Natural White	600 lm	SE20125N0	SE20125N1	SE20055N0	SE20055N1



## PRIMO 2

- Cut and reconnect up to 50 times (every 100mm)
- 3M tape backing allows for quick and easy installation.
- Male/female ends allow you to create the length required
- 50,000 hour lamp life
- Cool White (5500K) and Warm White (3000K)
- Full range of switches and dimmers. See page 5.18
- Reuse a cut section using the minicut connector (SE100050).
- Range of interconnecting strips available See page 5.17
- Low energy consumption, only 3.6W per meter



## PRIMO 2

LED Colour	Lumens per mtr	5 mtr. reel *	5 mtr. Kit
Warm White	415 lm	SE10755W0	SE10755W1
Cool White	425 lm	SE10755C0	SE10755C1

Note: Each kit c/w driver and 2.5 mtr connection lead. \*Individual reels require separate Drivers (See page 5.17)

## ION 8

- New and improved CCT flexible strip light
- CCT allows the perfect light temperature selection and transition from warm to cool white
- Over four times the number of LEDs per metre than it's predecessor, Ion 8 greatly reduces the appearance of visible LEDs providing a premium light output
- The strip can be cut to length every 50 mm and the whole reel can be utilised with the Ion joining clips (SE111990)
- VHB adhesive tape backing allows for secure installation
- Colour range from 3000 to 6000K



## ION 8

LED Colour	Lumens per mtr	Watts per mtr	5 mtr reel*	5 mtr kit	5 mtr smart kit
CCT Cool - Warm White	605 mm	6W	SE10855P0	SE10855P1	SE10855PS1

Note: Each kit c/w driver and connection cable \*Individual reels require separate drivers

## Flexi Strip Lights



### Flux Flexi Strip

- VHB adhesive tape backing for secure installation
- 24 pre-set colours of RGB and 11 shades of white light CCT
- Colours can be set individually or RGB colours can be mixed with the CCT colours to create a multitude of different shades
- Male/female ends allow you to create the length required
- The strip can be cut to length every 50 mm
- Extremely low energy consumption, only 6W per mtr
- Compatible with Sensio CCT receiver and Universal Remote Control to control, zone and dim the lights

### FLUX RGBCT FLEXI STRIP

LED Colour	2 mtr. Reel*	3 mtr. Reel*	5 mtr. Reel*	5 mtr Kit
RGB - CCT	SE10625R0	SE106105R0	SE10655R0	SE10655R1

Note: Kit c/w Flux flexible strip, remote, receiver and 30W driver \*Individual reels require separate drivers

### SIGMA 2

- S-Bend flexi strip the bends beyond 90° on horizontal surface
- 5 meter strip than can be cut every 50 mm
- Cut sections can be re-utilised with the joining clips and leads (sold separately)
- Supplied with 3M VHB (Very High Bond) adhesive tape backing for secure installation
- Male/female ends allow you to create the length required
- 50,000 hour lamp life
- Full range of switches and dimmers. See page 5.18
- Cool White (5000K) Warm White (3000K) and Natural White (4000K)



### SIGMA 2

LED Colour	Lumens per mtr	Wattage per mtr.	5 mtr. reel *	5 mtr Kit
Warm White	530 lm	4.8W	SE10855W0	SE10855W1
Cool White	570 lm	4.8W	SE10855C0	SE10855C1
Natural White	575 lm	4.8W	SE10855N0	SE10855N1

Note: Each kit c/w driver and 2.5 mtr connection lead. \*Individual reels require separate Drivers (See page 5.17)

**RADIANT DIFFUSED FLEXI LED STRIP**

- High light output - 4.8 wat
- Available in Warm, Natural and Cool White
- Discreet, slimline 4mm width
- Driver connection cables pre-soldered at either end of the strip so two lengths can be used from the same reel if required
- Cut marks are indicated every 50mm on the back of the strip
- Ideal for a flush, recessed finish with a simple push-fit application
- Can be surface mounted with the use of the mounting brackets. (6 supplied with 3000mm and 10 supplied with 5000mm reels)
- Supplied end caps provide a clean and IP rated finish to cut ends
- Able to navigate around curves on island units and cabinetry - flexible to a radius of 65mm or greater

**RADIANT DIFFUSED FLEXI STRIP**

LED Colour	Lumens per mtr	Watts per mtr	3 mtr kit	3 mtr reel*	5 mtr kit	5 mtr reel*
Warm White	285 lm	4.8W	-	-	SE10555W1	SE10555W0
Cool White	305 lm		-	-	SE10555C1	SE10555C0
Natural White	293 lm		SE105105N1	SE105105N0	SE10555N1	SE10555N0

\*Individual reels require separate Drivers (See page 5.17)

**ALUMINIUM PROFILES FOR FLEXI STRIPS**

- 3 solutions: Recessed, surface mounted flat or angled
- Perfect for use under cabinets, inside larders or inside wardrobes
- Includes end caps and mounting brackets
- For use with any of the Sensio flexible strip range
- Extremely slim profile to create the ultimate discreet lighting solution
- Aluminium profile with a frosted cover.

**ALUMINIUM PROFILES**

Application	Name	Length	Cut Out	Width x Height	Art. No.
Recessed	Linia	2200 mm	D 6.5 x W 18 mm (19 with bracket)	W25 x H8 mm	SE980220
Surface	Fino	2000 mm	-	W18 x H8.5 mm	SE981220
Surface Angled	Beam	2200 mm	-	W16 x H16 mm	SE982220

## Plinth Lights



### SPECTO


- Individual fittings also available up to maximum of 18 lights
- IP44 rated (protected against water splashes). The perfect invisible dot plinth lighting solution.
- 15mm fittings – very discreet.
- The fittings daisy chain together for simple installation.
- 2 x 1m cables per fitting.
- Compatible with Sensio switches and dimmers
- The driver in the packs (SE490950) has a maximum allowance of 6W
- A maximum of 18 fittings can be run from the one driver (based on the fittings being daisy chained)
- 0.32Watts per fitting
- Cut Out size Ø 10 mm



### SPECTO PLINTH LIGHT

LED Colour	Lumens	Wattage	Individual Light	Kit 4
Warm White	5 lm per fitting	0.32 W per fitting	SE15091W0	SE15091W4
Cool White	5 lm per fitting	0.32 W per fitting	SE15091C0	SE15091C4

Note: Additional lights can be added to Kits up to max of 18



## LUCE SLS

- Available individually or as a pack of 4
- Stainless Steel Surround
- Sit flush to the plinth board
- 15mm fittings – very discreet.
- The fittings daisy chain together for simple installation.
- Compatible with Sensio switches and dimmers
- The driver in the packs (SE490950) has a maximum allowance of 6W
- A maximum of 10 fittings can be run from the one driver (based on the fittings being daisy chained)
- 0.6 Watts per fitting
- Dimension 50 x 50 mm
- Cut Out size  $\varnothing$  44 mm



### LUCE SLS PLINTH LIGHT

LED Colour	Lumens	Wattage	Individual Light	Kit 4
Warm White	16 lm	0.6 W per fitting	SE15090W0	SE15090W4.1
Cool White	16 lm	0.6 W per fitting	SE15090C0	SE15090C4.1
Natural White	16 lm	0.6 W per fitting	SE15090N0	SE15090N4.1

## STELLAR PRO

- A sleek and striking plinth light
- Large 35mm diameter and stainless steel rim
- Correlated colour temperature (CCT) allows the perfect light temperature selection and transition from warm to cool white temperatures
- Fully diffused lens - no visible LEDs
- Fittings can be daisy chained for simple installation
- Supplied individually or in a kit with a Titan Smart Driver for voice or mobile app activation and control
- IP44 rated - protected against solid objects over 12mm (eg fingers) and protected against water drops at a 15 degree angle from the vertical



### STELLAR PRO

LED Colour	Lumens	Individual Light	4 Light Smart Kit	10 Light Smart Kit
CCT Cool - Warm White	60 lm per fitting	SE15190P0	SE15190PS4	SE15190PS10

Note: Each Smart kit c/w 15W CCT Titan Smart Driver





### VERSO

- Various lengths available to suit standard drawer carcasses.
- Cool white high definition LED to provide optimum light output.
- IR sensor integrated on the front edge of the fitting, the light will turn on and off when the drawer is opened and closed.
- The ideal solution to illuminate pan drawers.
- Low wattage, meaning a full drawer stack can be illuminated using only one LED driver (sold separately)
- 25,000 hours lamp life
- Brackets and cable tidy supplied.
- This fitting is suitable for use in both the kitchen and the bedroom.




### VERSO

LED	562MM	862MM	962MM
Cool White	SE7305HDCW	SE7315HDCW	SE7320HDCW
Lumens/Watts	338 lm/3.3w	460 lm/5.4w	500 lm/6w

### DURA PLUS

- Battery powered. No wiring necessary - anyone can install
- Easy to install - no need for drilling, simply use the soft magnet with 3M adhesive tape
- Aluminium finish
- Dual mode (in drawer/in cabinet or under cabinet swipe function)
- Simple function change by switch on side of fitting
- 120 degree beam angle (illuminates the whole drawer)
- Integrated IR sensor with a 20 or 60 second delay if no movement is detected
- Requires 4 x AAA batteries to run
- 25,000 hour lifespan
- Cool white LED (5000K)
- 300mm x 19mm x 24mm



### DURA PLUS

Wattage	Lumens	CODE
1W	40 lm	SE16097C0

**MAGNUM**

- Ideal for wardrobes and kitchen cabinets
- Easy retro fit design and no electrical installation required.
- Integrated PIR sensor with a 1.5m range of 120° activates the light
- Simple installation via a self adhesive magnetic plate - the light then attaches to the magnetic plate and removes for charging
- Contains rechargeable lithium-ion battery
- Rapid battery charge time (<2 hours)
- On/off switch to save battery capacity
- If no movement is detected, the unit will switch off after 10 seconds
- 6 month battery power based on 2 minutes of usage per day
- Charger cable included



MAGNUM		
Finish	LUMENS	CODE
Stainless Steel	100 lm	SE3300N0
Chrome	100 lm	SE3301N0





### SENSIOPOD E

- Slim stainless-steel handle sits almost flush with the worktop for a seamless finish
- Simple installation - 1.5m cable with 13A plug attached
- Spring mounted handle
- 3 x Power sockets
- 2 x USB sockets
- IP20 rated
- Aluminium finish
- 80 mm diameter Cut Out

### SENSIOPOD E

Detail	Art. No.
IP20 Rated SensioPod Aluminium 2 x USB, 3 X Power c/w 1.5 mtr lead & 13 amp plug	SE894920



### SENSIOPOD+

- Die cast metal top in a choice of three finishes, Chrome, Black Nickel and Stainless Steel.
- Two USB ports integrated to charge the latest USB devices.
- Slim profile design with aluminium casing.
- Chrome handle which makes it simple to pull the fitting up.
- IP54 rated so can be fitted around sinks.
- Quick release catch ensures unit will always close securely.
- Neon green control switch provides a simple means of checking appliances are turned off when not in use - save on energy bills.
- Visible plugs and cables will no longer be seen as the SensioPod can be retracted fully whilst products are still plugged in.
- Easy access to the fuses should it need changing, as the fuse is built into the model below the on/off switch.
- 90 - 92 mm diameter Cut Out



Stainless Steel



Chrome



Black Nickel

### SENSIOPOD+

Stainless Steel	Chrome	Black Nickel
SE8005OSS	SE80050CH	SE80050BN

### SENSIOPOD+ M Bluetooth

- Motorised mechanism with anti-trap feature
- Pausing feature to allow the pod to be partially lowered when in use
- Simple touch sensor control
- 2 x Power sockets
- 2 x USB sockets
- Integrated Qi charger
- Integrated Bluetooth speaker
- Simple installation - 1.8m cable with 13A plug attached
- IP54 rated
- Aluminium finish



SENSIOPOD+ M BLUETOOTH		
Dimensions	Cut Out	Art. No.
Ø 110 x 294 H (When opened)	Ø 98 mm	SE893920

### SENSIOPOD M

- Motorised mechanism with anti-trap feature
- Pausing feature to allow the pod to be partially lowered when in use
- Simple touch sensor control
- 3 x Power sockets
- 2 x USB sockets
- Integrated Qi charger
- Simple installation - 1.8m cable with 13A plug attached
- IP54 rated
- Aluminium finish



SENSIOPOD M		
Dimensions	Cut Out	Art. No.
Ø 110 x 238 H (When opened)	Ø 98 mm	SE892920





### SENSIOPOD BLUETOOTH

- The first SensioPod pull up socket with an in-built Bluetooth speaker
- Multi-functional product; power, Bluetooth audio and USB.
- Two USB ports (with a combined max. allowance of 2100mA)
- Aluminium casing, slim profile and steel finish top
- Specially designed handle makes it simple to pull the fitting up.
- IP54 rated with inbuilt water channels, protected against splashing water
- Quick release catch to guarantee the unit will always close securely
- Neon green switch provides a simple means of checking appliances have been turned off when not in use to save on energy bills.
- Visible plugs and unsightly cables will no longer be seen as the SensioPod can be retracted fully whilst products are still plugged in

#### Audio specifications:

- 2W miniature audio speaker
- Sensitivity at L/R380MV
- SNR > 80db
- Frequency range: 280Hz-16KHz
- Suitable for use with any Bluetooth enabled audio device and 3.5mm headphone jack (including MP3, MP4, Android Smart phones, iPhone's and iPad).

### SENSIOPOD BLUETOOTH

Dimensions	Cut Out	Art. Nr.
Ø 100 x 365 H (When opened)	Ø 90 - 92 mm	SE890920



## Drivers

- All lighting products in the Sensio range run on 24 Volt systems
- Each driver can run a number of lights. Simply divide the wattage of the driver by the wattage of a single light and this will tell you exactly how many lights can be run by the driver
- Choose the type of Titan based on how the lights will be controlled
- Titan- a simple, straight-forward driver to convert mains current and connect lights to a wall switch
- Titan+ offers lighting control via sensors. Titan+ drivers are compatible with four sensor controls - IR, PIR, Door and Push Switch
- Titan SMART - provides smart home device voice activation and smart phone lighting control



### TITAN DRIVERS

Code	Voltage	Wattage	Nr of JB4 Connection Ports	Dimensions
SE490950	24V	6 Watt	4	95 x 48 x 16mm
SE491950	24V	15 Watt	6	120 x 48 x 16mm
SE492950	24V	30 Watt	6	158 x 56 x 16mm

### TITAN+ SENSOR DRIVERS

Code	Voltage	Wattage	Nr of JB4 Connection Ports	Dimensions
SE495950	24V	6 Watt	4	95 x 48 x 16mm
SE496950	24V	15 Watt	6	120 x 48 x 16mm
SE497950	24V	30 Watt	6	158 x 56 x 16mm

### TITAN DIMMABLE DRIVER

Code	Voltage	Wattage	Nr of JB4 Connection Ports	Dimensions
SE40699	24V	60 Watt	10	217 x 56 x 16mm

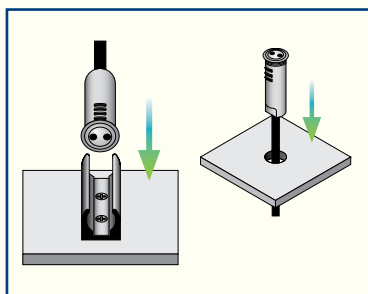
### TITAN SMART DRIVER

Code	Voltage	Wattage	Control	Nr of Connection Ports	Dimensions
SE405591.1	24V	30 Watt	Single-colour	6	158 x 56 x 16mm
SE405592.1	24V	30 Watt	CCT	6	120 x 48 x 16mm
SE405595	24V	30 Watt	RGB / CCT	4	158 x 56 x 16mm


## Accessories for Flexi Strip

### FLEXI STRIP LEADS

Wattage	Viva 3	Polar	Primo 2	Ion 8	Sigma 2
Inter Connecting Lead - 500mm					
Inter Connecting Lead - 1500mm	SE10317	SE105790	SE100750	SE106790	SE970750
Corner Connection Lead 50mm	SE10316	SE105990	SE101050	SE106990	
LED/RGB Flexible Strip Cut Connector	SE10318MCC	SE112990		SE111990	SE970950
End Cap/Interconnecting Clip			SE100050		



- The Titan+ range of sensors are compatible with the Titan+ driver, offering simple plug and play setup.
- Titan+ sensors are supplied with a simple clip bracket for surface mounting under cabinets.
- Alternatively they can be concealed by recessing into a panel.



### Titan+ IR Sensor

- Allows activation of all lighting plugged into the Titan+ driver with the swipe of a hand
- Detection range of 0-5cm
- Perfect for recessed or surface mounting (with the included bracket)
- 2m connection cable
- Adds dimmable functionality to Titan+ driver



### Titan+ PIR Sensor

- Allows activation of all lighting plugged into the Titan+ driver by detecting motion
- Detection range of 0-3m
- Detection angle of 120°
- Perfect for recessed or surface mounting (with the included bracket)
- Cut out diameter of 12mm
- 2m connection cable



### Titan+ Push Switch

- Allows activation of all lighting plugged into the Titan+ driver with a push of a button
- Simple plug and play technology - easy to add the Titan+ IR sensor to any new or existing Titan+ driver
- Perfect for recessed mounting in to a worktop
- Features a robust clicker switch
- Cut out diameter of 12mm
- 2m connection cable



### Titan+ Door Sensor

- Allows activation of all lighting plugged into the Titan+ driver with the opening and closing of doors
- Perfect for recessed or surface mounting (with the included bracket)
- Cut out diameter of 12mm
- 2m connection cable