



# Inward-opening furniture door

Interesting design solutions  
for small and large spaces

Technical data sheet

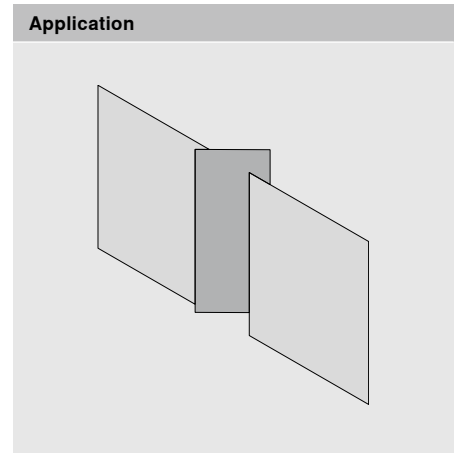
[www.blum.com](http://www.blum.com)

 **blum**<sup>®</sup>

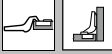

Product





- CLIP top BLUMOTION with integrated soft-close mechanism (can be deactivated)
- Suitable for the construction of cabinets with inward-opening doors
- For door widths up to 900 mm
- 3-dimensional front adjustment
- Convenient spiral-screw side adjustment
- Tool-free assembly and removal of the front
- With INSERTA tool free hinge to door assembly
- Boss drilling on the cabinet




Ordering information

Hinge with double cranked hinge arm 			
Boss 		INSERTA <input checked="" type="checkbox"/>	
Hinge	Spring	Colour	
CLIP top BLUMOTION	●	Nickel	71B379
		Onyx Black	71B379B

Boss 		Screw-on <input type="checkbox"/>	
Hinge	Spring	Colour	
CLIP top BLUMOTION	●	Nickel	71B375
		Onyx Black	71B375B

Boss 		EXPANDO <input type="checkbox"/>	
Hinge	Spring	Colour	
CLIP top BLUMOTION	●	Nickel	71B378E

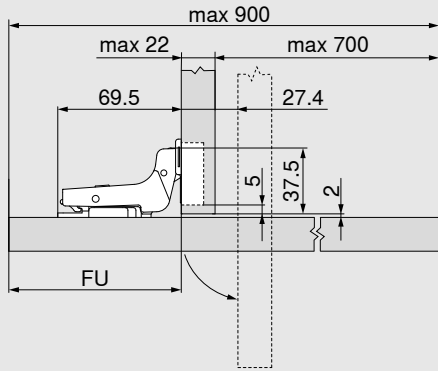
Accessories 		
Hinge boss cover cap <input type="checkbox"/> <input type="checkbox"/>		
Hinge	Colour	
CLIP top BLUMOTION	Nickel	70T3504
	Onyx Black	70T3504B

Hinge boss spacer 		
Hinge	Spacing (mm)	
CLIP top BLUMOTION	1.5	70T3507.21

Hinge arm cover cap 			
Print/stamp	Logo	Colour	
Plain		Nickel	701663
		Onyx Black	701663B

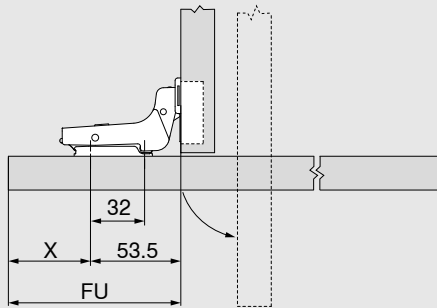
Planning

Inward-opening furniture door



Hinge dimensions based on factory setting (mounting plate spacing = 0 mm)

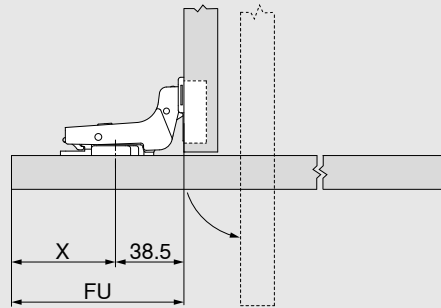
Fixing position horizontal mounting plate with dimension 20/32



$X = FU - 53.5$

FU Front protrusion

Fixing position cruciform mounting plate with dimension 37/32



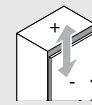
$X = FU - 38.5$

Number of hinges

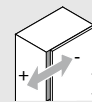
- Door weight up to 22 kg: 5 hinges
- Door weight up to 27 kg: 6 hinges
- Door weight up to 32 kg: 7 hinges

Application is tested with 80.000 opening and closing cycles

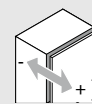
Adjustment



max.  $\pm 3.0$  mm  
See mounting plates

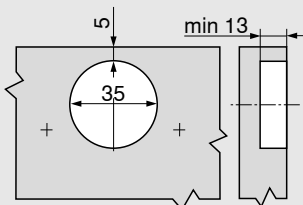


+ 3.0 mm  
- 2.0 mm

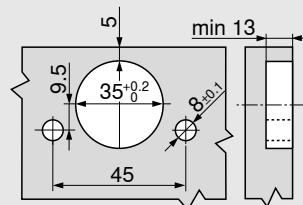


$\pm 2.0$  mm

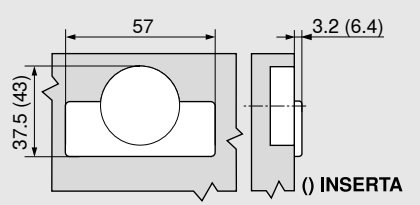
Screw-on assembly



INSERTA | knock-in



Hinge boss dimensions



Julius Blum GmbH  
Furniture Fittings Mfg.  
6973 Höchst, Austria  
Tel.: +43 5578 705-0  
Fax: +43 5578 705-44  
E-mail: [info@blum.com](mailto:info@blum.com)  
[www.blum.com](http://www.blum.com)

Our sites in Austria, Poland and China are certified to the international standards mentioned below.  
Our site in the USA is certified to ISO 9001.  
Our site in Brazil is certified to ISO 9001, ISO 14001 and ISO 45001.



**ISO 9001**  
Certified Quality  
System



**ISO 14001**  
Certified Environmental  
System



**ISO 50001**  
Certified Energy  
System

 **blum**®



Look for our  
FSC™-certified  
products

All content is copyrighted by Blum.  
Subject to technical modifications and changes to the range without notice.  
TD-14711 EN-AL/05.23