

KITCHEN & BEDROOM LIGHTING

20
21

MAKING
LIGHTING
SIMPLE

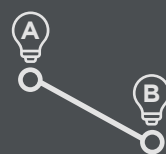


sensio[®]
furniture lighting solutions



BEAUTIFULLY SIMPLE LIGHTING SOLUTIONS

Our Promises to You



Making Lighting Simple

Since 2007 we've been creating lighting in harmony with modern life. Specialising in kitchens, bedrooms and bathrooms, quality and innovation has always been at the heart of what we do, from lighting that stands the test of time to technology that's exclusive to us.



Market Leading Innovation

At Sensio we pride ourselves on providing premium products matched with a flawless execution and service. All of our lighting solutions are designed and developed right here in the UK, where we can constantly strive to create new concepts to brighten people's lives. Always pushing to pioneer new technology that seamlessly illuminates customers' homes, our passion is making lighting both intelligently simple and beautiful.

We hope to inspire your space with the power of lighting and thank you for partnering with us at Sensio.

Michael Linsky
Managing Director



Extraordinary Service



Pioneering design for the future

We don't just follow the trends - we help set them

Our expertise and industry knowledge is an integral part of our business with our in-house product development and design team based here in the UK. To us, every detail makes the difference and we're not satisfied until each product is finished to the highest standard.

A number of our lights and profiles carry Registered Design Rights. This means as we strive to continually bring innovative and exciting products to the market, our valued partners can be assured of having access to products they won't find elsewhere.

Our extensive product range is also constantly reviewed, enhanced and improved to ensure we stay at the forefront of our industry.

Superior quality, guaranteed durability

We pride ourselves on using only the best components and materials to guarantee long-life performance, high light output and enhanced durability. All of our products go through rigorous third-party testing and we're proud to be ISO 9001 accredited.

Our products have won awards for their design excellence time and time again and we're so confident that each product will exceed your expectations that we offer a 5-year guarantee on all of our kitchen and bedroom fittings.

Inspiring service & solutions

We're always researching the latest trends, technology and fashion to deliver solutions that stand the test of time. We delve deep into the market to shine a light on how our products can improve home environments and the way people live. So whenever you choose a Sensio product, you can be assured it's been thoughtfully created for the future.

CONTENTS

| | | | |
|-------------------------------|------------------------------------|---|--|
| 02 ABOUT US | 03 INTEGRATED SOLUTIONS & PROFILES | 05 UNDER CABINET STRIP LIGHTING | 10 POP-UP SOCKETS |
| 06 THE POWER OF LIGHTING | 52 RAY | 116 AXIS | NEW 150 SENSIPOD E |
| 08 Creating a Lighting Plan | 54 GAMMA | 117 CONNEX TRIOTONE™ | NEW 151 SENSIPOD M |
| 10 Choosing Kitchen Lighting | 56 BLAZE | | NEW 152 SENSIPOD M BLUETOOTH |
| 12 Custom Colour | 58 ACCENT | | 153 SENSIPOD+ |
| 14 TECHNICAL CENTRE | 60 ADAPT | 06 SHELF LIGHTING | 11 RECHARGEABLE BATTERY & LOW VOLTAGE WARDROBE |
| 18 THE SENSIO SERIES | 62 GLOW | 120 TORINO | 156 MAGNUM |
| 20 ICONS EXPLAINED | 64 VECTOR | NEW 121 GENOA | 157 OPERIO |
| | 66 ADORN | 122 GLOW PRO | |
| | 68 BEAM | | |
| | 70 FINO | 07 DRAWER LIGHTING | 12 LIGHTING CONTROL |
| | 72 LINIA | 126 DURA PLUS | 160 THE TITAN DRIVER RANGE |
| | 74 CONTOUR | 127 VERSO | 162 TITAN DRIVER |
| | | | 162 TITAN+ SENSOR DRIVER |
| | | | 163 TITAN+ SENSORS |
| | | | 164 TITAN DIMMABLE DRIVER |
| | | | 165 TITAN SMART DRIVER |
| | | | 166 UNIVERSAL REMOTE CONTROL |
| | | | 167 RECEIVERS |
| | | | 168 LINK-S RECEIVER, MAGNET & REED SWITCH |
| 02 FLEXIBLE STRIP LIGHTING | 04 UNDER CABINET SPOT LIGHTING | 08 PLINTH LIGHTING | |
| 24 INSTALLING FLEXIBLE STRIPS | 78 FUSION | 130 IRIS | |
| 26 FLEXIBLE STRIP SUMMARY | 79 PLAZA | 131 LUCE | |
| 28 DART | 80 SOLO | 132 PURO | |
| 30 PRIMO 2 | 82 VELOS | 133 SPECTO | |
| 32 NEUTRON | 84 ZETA | 134 HALO TRIOTONE™ | |
| 34 VIVA 3 | 86 ARCADE | NEW 135 STELLAR PRO | |
| 36 SIGMA 2 | 88 ARK | | |
| 38 POLAR | 90 ARK TRIOTONE™ | | |
| 40 RADIANT | 92 ASTRO TRIOTONE™ | | |
| 42 ION 8 | 94 HYPE | | |
| 44 ION 5 | 96 HYPE TRIOTONE™ | | |
| NEW 46 POLAR PRO | 98 NEO | | |
| 48 FLUX | 100 NEO TRIOTONE™ | | |
| | 102 NEXUS TRIOTONE™ | | |
| | 104 PINTO | | |
| | 106 ARK PRO / ARK PRO IR | | |
| | NEW 108 ASTRO PRO | | |
| | NEW 110 HYPE R PRO | | |
| | 112 NEO PRO / NEO PRO IR | | |
| | | 09 CEILING LIGHTING | |
| | | 138 BELLATRIX | |
| | | 140 SOLINAS | |
| | | 142 ZIRCONIA | |
| | | 144 TRIOTONE™ IP65 FIRE RATED DOWNLIGHT | |
| | | 146 TRIOTONE™ CUBE & CIRCA IP65 | |

THE POWER OF LIGHTING

Lighting can completely transform your kitchen beyond the practical benefit it brings. It creates ambience, a brighter, more spacious and multi-dimensional feel and highlights design features.

Considering a lighting scheme at the initial design stages will influence the overall atmosphere of the kitchen space.



UNLIT



ILLUMINATED

CREATING A LIGHTING PLAN

Add impactful lighting to the kitchen by following our simple and stress-free tips.

We know how important it is for customers to envision how their kitchen design will look in the initial stages. To ensure the process runs as smoothly as possible, we are partnered with leading kitchen design software to bring your dream plans to life: 2020, KBB Connect, KBB Smart and Compusoft.



Light in layers

Splitting lighting into three categories from task to mood and convenience gives you the opportunity to layer your lighting. Start with task lighting around food preparation areas, transition into convenience lighting inside cupboards or drawers and then consider how mood lighting could create an ambient atmosphere.

Factor in the power

Creating multiple zones of lighting calls for power to different parts of the kitchen. It's much easier to install the wiring before the kitchen installation, so plan where wiring needs to be included so you can power the lights once installed. Think about the wall units, base units and the island unit if you want to create feature lighting under worktop edges or plinths.

Complement the kitchen design

Is the kitchen contemporary or traditional? Rustic or modern? This may help inform the style of fitting you choose but also the colour temperature of the lights. Warm white LEDs emit a yellow glow and complement a traditional style kitchen featuring wood surfaces and muted worktops perfectly, whereas cool white LEDs are more suited to contemporary style kitchens. The white light bounces off gloss or contemporary surfaces like granite for a mesmerising finish.

Get creative

Much more than a functional feature, lights can truly transform a space. Zoning the lights so they run from different switches really helps make the most of the space as you're in control of which lights turn on and when.

Consider the controls

Lighting elements can be controlled either together or separately depending on the kind of lighting you install and how the kitchen space will be used. For example, you may want all the under cabinet lighting to turn on together, you may want the kitchen cupboards to light up when the cupboard door is opened, or you may want to create a relaxing ambience with feature lighting switched on with the touch of a remote or smart phone app.

CHOOSING KITCHEN LIGHTING

Kitchen lighting can be split in to three categories, with each offering its own purpose and benefits:

1 Task Lighting Powering productivity

As the name suggests, task lighting is perfectly positioned to ensure the kitchen is an efficient working space for everyday tasks such as cooking. Typically, kitchen task lighting is positioned under wall units to illuminate the worktop, focusing light exactly where it is needed.

Task lighting can include:

- **Under cabinet spotlights:** These can provide an interesting design element as well as focussed lighting across the worktop
- **Under cabinet strip lights:** This creates a continuous run of unbroken light to flood across the worktop
- **Under cabinet flexible strip lights:** Creating a continuous run of light, this versatile option can also be recessed into the cabinets with the use of a profile

2 Convenience Lighting Luxurious luminosity

Convenience lighting illuminates cupboards, wardrobes and drawers when opened for ultimate ease of use, while adding a luxurious finish to the kitchen or bedroom design.

Convenience lighting can be installed in any of the areas below:

- Inside cutlery drawers or deep pan drawers
- Inside wall units powered by a sensor, so that the light switches on and off as the cabinet door opens and closes
- Flexible strip lighting is perfect to illuminate a larder, especially when coupled with an infra-red sensor so the light comes on as the door opens

3 Mood Lighting Add a touch of ambience

Mood lighting creates depth and dimension, which is essential for creating atmosphere within a room. If you're looking to brighten the mood of the kitchen, consider lighting along the plinth, up-lighting above wall units, lighting beneath breakfast bars or the underside of a worktop and lighting the inside of glass fronted cabinets. Mood lighting is often overlooked, but one that can have a profound impact.

Here are some ways you could lighten up your scheme:

- Use flexible strip lighting on plinths or under worktop edges to create a floating sensation
- Install flexible strip lighting directly with the strong, 3M tape on the back of the strip or install inside a recessed profile for a flush finish and fully diffused light under worktop edges
- Install recessed spotlights into glass-fronted cabinets to create a standout feature

CUSTOM COLOUR

Look out for the TrioTone™ & CCT icons on products in this brochure

When LEDs (light-emitting diodes) were initially launched into the market, they emitted an almost blue colour, which failed to convince many people of their suitability as a solution to domestic lighting. As technology has advanced, LEDs have become the most energy efficient lighting option and the standard choice throughout the market. They have also gained popularity through their cool and warm colour options.

Typically, LEDs are available as cool or warm, and we use a measure called the Kelvin scale (K) to determine the temperature output of our lights. Anything between 2500K – 3000K is considered warm, 3500K – 4500K is natural, while anything between 4500K – 6500K emits a cooler temperature.



A Sensio trademarked concept first introduced in 2017, TrioTone™ provides 3-in-1 lighting choice in one fitting.

These diverse products are specifically designed to provide the option to select or change the colour temperature without having to replace the whole fitting.

Sensio TrioTone™ products can be set to either 3000K (warm white), 4000K (natural white) or 5000K (cool white) and can be found via the TrioTone™ icon on products in this brochure.



Pictured: Halo TrioTone™ Plinth Light, (see p154 for full details).



Colour temperature set with a simple flick of a switch, concealed on either the back of the light fitting or underneath the bezel.



The LED colour you choose can make a huge impact on the overall look.

Warm white LEDs emit a yellow glow (similar to that of a halogen) and perfectly complement traditional style kitchens with features such as timber finishes and muted worktops.

Cool white LEDs are more suited to contemporary or modern kitchen styles. Cool white bounces off gloss or contemporary surfaces to create a stunning effect.

Natural white sits between warm and cool white and recreates the effect of natural daylight. Natural white's versatility means it can complement a range of kitchen styles.



WARM ← --- ○ --- → COOL



3000K ← --- ○ --- → 6000K

Correlated Colour Temperature (CCT) is a concept that provides a seamless transition from warm to cool white temperatures.

Our range of CCT products give the user the power to cycle through the full spectrum of temperatures, ranging between cool and natural light, and natural to warm light. This allows you to mimic outside lighting conditions with precision - a feature that has been scientifically proven to have a positive impact on our health.

Different colour temperatures in a room have a broad range of effects and functions. For example, cool light settings offset dark tones used throughout the rest of the kitchen to create a balanced ambience. Warmer lights provide relaxing hues for a calming presence, while natural light is perfect for preparing meals and performing tasks thanks to its neutral palette.

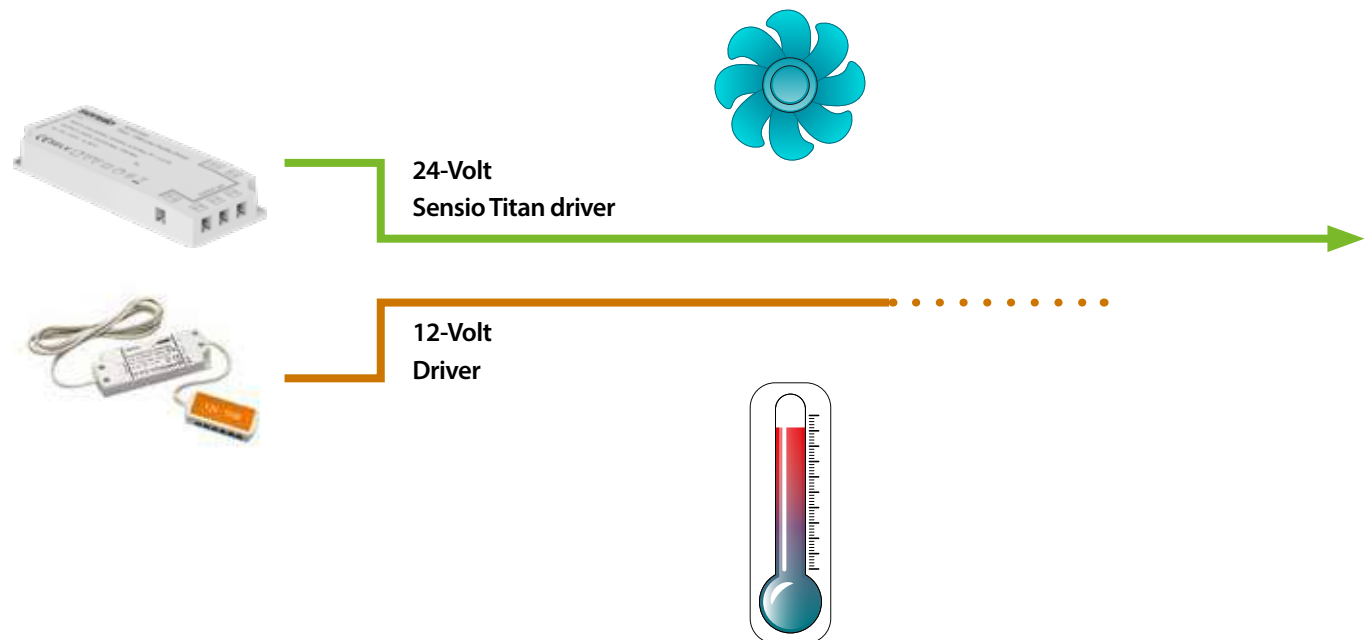
Look out for the CCT icon on products in this brochure.

TECHNICAL CENTRE

Some lights present different options for installation, linking together and control. These pages, alongside the detailed information around choosing the correct driver found on pages 182-183, will make the process of selecting and installing our lighting as simple as possible.

12-Volt vs. 24-Volt Lighting

All Sensio lights are 24-volt, offering a number of benefits over alternative 12-volt solutions.



Less voltage drop

24-Volt allows for longer runs of light with no loss of power or brightness over distance.

Stays cooler

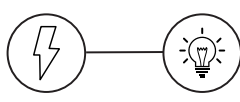
24-volt lighting dissipates less heat and stays cooler over time. This means more efficient lights which don't overheat.

Up to 75% more efficient

For a given power wattage, a 24-volt Sensio product will consume 50% less current than the 12-volt equivalent, offering up to 75% more efficiency when factoring reduced heat loss.

Power

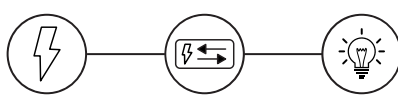
240V Products



240 volt products can either be plugged into a power socket or wired directly to the mains.

Please note: The majority of 240V products do not come with a pre-wired plug.

24V Products

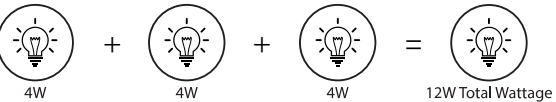


24V is significantly lower than the mains electricity that comes into our homes.

Our low voltage products require an LED driver that converts the voltage from 240V to 24V.

All our 24V products are Plug & Play - this means they plug directly into the LED driver without the need for an electrician.

Wattage and LED Drivers



The number of lights that an LED driver can power is determined by the wattage, so it is important that the driver selected has an adequate wattage for the lights.

The appropriate LED driver can be easily found by calculating the total wattage of all lights in the run. The total wattage should not exceed the rated wattage of the LED driver.

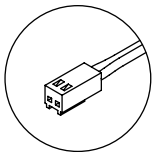
Daisy Chain Products



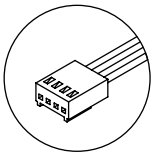
To make installation as simple as possible, some of our products can be linked together in a daisy chain.

This is a great way to extend the range of an LED driver in a long run of lights. Especially when powered with a higher voltage, such as 24V.

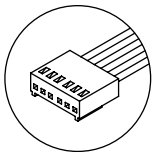
Connectors



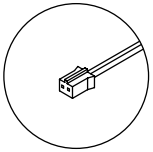
2-Pin
The most-common type of connector in the Sensio range and compatible with all drivers (with exception of the Titan CCT Smart Driver). This type of connector is also compatible with the Single Colour Receiver.



4-Pin
These are found on our CCT products and are compatible with Titan CCT Smart Drivers and the CCT Receiver.



6-Pin
These are found on our RGB CCT products and assist in the control of both colour temperature and RGB in compatible products.

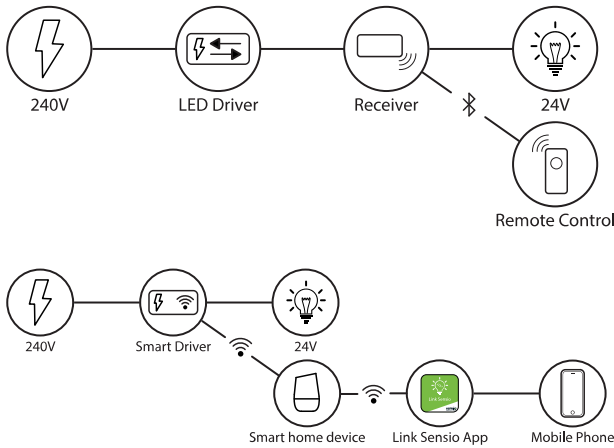


Quick Connect
This port enables the driver connection cable to plug directly into the back of the lamp, simplifying installation.

Lighting Control

Receivers and Remotes
Receivers and remotes allow for additional lighting control such as dimming, changing colour temperature and RGB. These can be added to most Sensio products.

Smart Products
Smart Drivers allow Sensio 24V products to connect to smart home devices such as the Google Assistant and Amazon Alexa via the Link Sensio App, adding smart lighting control. See more on p186.



Sensors & Switches



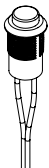
Infrared (IR) sensors
IR sensors are used to control lighting with close-range hand gestures. Example: waving to turn your lights on/off.



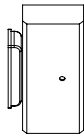
Passive infrared (PIR) sensors
PIR sensors are used to control lighting when somebody enters the detection range. Example: entering a room.



Gate Sensor
Gate (or door) sensors are used to control lighting with the opening and closing of doors. Example: opening a cabinet or drawer.



Push switch
Push switches are used to control lighting with the push of a button.



Magnet and reed switch
A magnet and reed switch is used to control lighting with the opening and closing of doors. The advantage a magnet and reed switch system has over a gate sensor is that multiple switches can be set up to control the same set of lights. It is also wireless.

THE SENSIO SERIES

The Sensio Series categorises our product range into three groups to simplify the decision-making process when it comes to selecting lighting products.

Whether the decision is based on price or features, the Sensio Series defines the range by:

SERIES
=
SIMPLICITY

SERIES
=
CHOICE

SERIES
=
TECHNOLOGY

The full Sensio product range benefit from high-quality features providing peace of mind that we design and innovate with quality firmly in focus:



50,000 Hours Light Life

Fantastic longevity providing the equivalent life to having the lights switched on continuously for 5 hours a day, for 27 years!



High Colour Accuracy

Not only does each light benefit from a superb lumen output, ensuring bright illumination, each light runs off 24V, making them exceptionally efficient to run and providing maximum light performance.



High Efficiency

Brightness and consistency of the lights is of exceptional standard and provides a true reflection of natural white, similar to daylight.



Quality Guaranteed

Each light has been designed and manufactured to guarantee superb performance, longevity and quality and benefits from Sensio's 5 year guarantee.

sensio SERIES



Simplicity

Series 1 offers a concise range of simple, high quality LED lights with no compromise on quality or efficiency whilst benefitting from excellent pricing (based on minimum order quantities).

Each product comes in:

- One colour temperature - natural white for the greatest compatibility with all kitchen styles and finishes
- One finish – a single colour, silver stainless steel* finish on all the products with bezels
- One pack size – containing everything needed to install the lights including a driver and pre-wired plug when bought as a kit (single unit light fittings also available)

**Velos - brushed aluminium*

sensio SERIES



Choice

Series 3 provides choice and customisation offered across a wide selection of products adding colour temperature options and different product finishes.

The Series 3 range provides:

- Colour temperature options - featuring our TrioTone™ Technology allowing simple colour temperature selection between warm white, natural white and cool white. Find out more about the benefits of TrioTone™ on p12
- Useful additional features – including a variety of styles, shapes and sizes
- Multiple product finishes – more choice to match your kitchen style plus inter-changeable bezels on selected products

sensio SERIES



Technology

Series 5 brings advanced lighting colour technology and control options to truly bring smart connectivity to the home.


Lighting in the Series 5 range includes:

- CCT or Correlated Colour Temperature – allowing the colour temperature to match individual requirements. Lighting can be set to any colour temperature along the white spectrum range between warm white, through to natural and cool white light to not only match the style and finish of the kitchen but marry the lighting to mood or time of day. Truly setting lighting in sync with our own lives.
- Smart, voice and app controlled lighting – compatible with Amazon Alexa and Google Assistant, pair lighting with the Titan Smart Driver for ultimate control over lighting colour temperature, brightness, lighting schedules and zoning.
- Colour changing lighting – the Flux flexible strip light combines a full range of RGB colour and white lighting to bring a rainbow of colours including pinks, blues and greens providing millions of finely tuned colour options


PRODUCT FEATURES

All our products have their own unique features. To help you compare and select products quickly and easily, you will find icons on each product page.


Product finishes



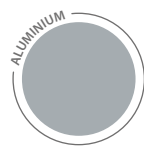
Stainless steel finish




Brushed steel finish




Chrome finish




Aluminium finish




Champagne finish



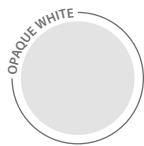
Brass finish




Matt black finish



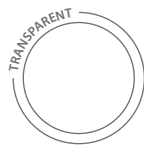
Black nickel finish



Opaque white finish




White finish




Transparent finish


Lighting Properties




Dimmable - when paired with a compatible driver




Colour temperature selection at the flick of a switch (see p12)




Correlated Colour Temperature (see p13)




Full RGB CCT spectrum control



Cool white lighting




Natural white lighting




Warm white lighting

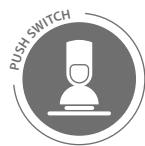
Sensors & Connectivity




Infra-red sensor - swipe activated




PIR sensor - motion activated




Push button activated




Touch activated




Activates on opening of a door or drawer



Can be controlled via the 'Link Sensio' App




Bluetooth connectivity




Sync with your smart home devices


IP Rating *(all products IP20 unless otherwise stated)*




Resistant to larger objects such as fingers. No water protection.



Resists ingress of objects over 1mm and water splashes




Resists partial dust ingress and water splashes




Dust and air tight. Resists low pressure water jets


Additional features




Battery operated




Rechargeable battery power



Supplied cable length



Fire rated for additional safety



Qi charger for wireless devices

FLEXIBLE LED STRIP LIGHTING



- Simple to use and can be installed almost anywhere
- Adds depth to the kitchen by illuminating above the wall units, along the plinth or under the worktop edge
- Perfect for creating ambient mood lighting
- Can be used inside profiles, which offer an alternative way to secure the strip, diffuse and angle the light



INSTALLING FLEXIBLE STRIPS


See p182 on how to choose a driver to power the flexible strip



Plug and play


Our plug & play system makes connection of the lights really simple.

- Step 1:** Insert the power lead into the driver.
- Step 2:** Connect the light(s) into the designated ports with the pin connector at the end of the driver connection cable.
- Step 3:** Wire (or plug in) the mains power cable.




Pair with a profile

Profiles offer an extended range of options for flexible strip installation, including different lighting angles and dispersion. All of our profiles feature a diffusing cover to remove the visibility of LED dots and provide a soft, even spread of light.



Where to use flexible LED strips

Flexible LED strips are extremely versatile and can bring light to a wide range of places in the kitchen and bedroom to offer task, convenience or mood lighting.



Attaching flexible strips

All our flexible strips (with the exception of Radiant) are supplied with 3M VHB (Very High Bond) tape applied to the back to ensure simple and secure fitting. Simply peel the backing off the tape and stick directly to the surface.



Peel back the film from the adhesive backing Apply directly to a clean surface. The VHB will 'set' within 72 hours for secure fitting.

Each of the flexible strips in the Sensio range offer alternative benefits and usage.

FLEXIBLE LED STRIPS

All Sensio flexible strips pair with our drivers to run at 24V, providing reliable, cool running and consistent illumination

| | Flexible Strip | Series | Description | Wattage | Lumens | Colour Temp. | Lengths Available | Cut Interval | Reel Usage | IP Rating | Control Options |
|---|----------------|--------|---|---------|----------------------------------|---|----------------------------------|--------------|--|-----------|--|
|  | Dart | SERIES | A simple, highly efficient flexible strip light with superb light output. | 3.6 W/m | 410 lm/m | Natural (4000K) | 5000mm | 100mm | Cut multiple times | IP20 | Titan Titan+ Titan, Receiver & Remote Titan Dimmable Titan Smart |
|  | Primo 2 | SERIES | A versatile and efficient strip, ideal for use along plinths. | 3.6 W/m | 425 lm/m 415 lm/m | Cool (5500K) Warm (3000K) | 5000mm | 100mm | Cut multiple times | IP20 | Titan Titan+ Titan, Receiver & Remote Titan Dimmable Titan Smart |
|  | Neutron | SERIES | At just 3.5mm in width, this is the industry's smallest flexible strip! | 4.8 W/m | 565 lm/m 560 lm/m 535 lm/m | Cool (5500K) Neutral (4000K) Warm (3000K) | 5000mm | 25mm | Cut once and use both ends if required | IP20 | Titan Titan+ Titan, Receiver & Remote Titan Dimmable Titan Smart |
|  | Viva 3 | SERIES | A versatile, silicone coated, IP54 flexible strip. | 4 W/m | 520 lm/m 505 lm/m 470 lm/m | Cool (5500K) Natural (4000K) Warm (3000K) | 1000mm / 2000mm / 5000mm | 50mm | Cut once and use both ends if required | IP54 | Titan Titan+ Titan, Receiver & Remote Titan Dimmable Titan Smart |
|  | Sigma 2 | SERIES | The innovative construction allows this bendable strip to go around 90 degree corners. | 4.8 W/m | 570 lm/m 575 lm/m 530 lm/m | Cool (5000K) Natural (4000K) Warm (3000K) | 5000mm | 50mm | Cut multiple times | IP20 | Titan Titan+ Titan, Receiver & Remote Titan Dimmable Titan Smart |
|  | Polar | SERIES | A superior strip with a fully diffused, continuous light output. | 6 W/m | 600 lm/m 600 lm/m 580 lm/m | Cool (6000K) Natural (4000K) Warm (3000K) | 5000mm | 31mm | Cut multiple times | IP20 | Titan Titan+ Titan, Receiver & Remote Titan Dimmable Titan Smart |
|  | Radiant | SERIES | A fully diffused, bendable, silicone flex strip which can be recessed into a surface. | 4.8 W/m | 305 lm/m 293 lm/m 285 lm/m | Cool (5500K) Natural (4000K) Warm (3000K) | 3000mm (natural) 5000mm (all) | 50mm | Cut once and use both ends if required | IP65 | Titan Titan+ Titan, Receiver & Remote Titan Dimmable Titan Smart |
|  | Ion 8 | SERIES | Featuring our custom colour tecnology for light at your desired temperature. | 6 W/m | 600 lm/m | CCT (3000K - 6000K) | 5000mm | 50mm | Cut multiple times | IP20 | Titan, CCT Receiver & Remote Titan+, CCT Receiver & Remote Titan Dimmable CCT Receiver & Remote Titan CCT Smart |
|  | Ion 5 | SERIES | Slimmer cousin to the Ion 8 at just 5mm in width with a high LED per metre count. | 6 W/m | 600 lm/m | CCT (3000K - 6000K) | 5000mm | 50mm | Cut once and use both ends if required | IP20 | Titan, CCT Receiver & Remote Titan+, CCT Receiver & Remote Titan Dimmable CCT Receiver & Remote Titan CCT Smart |
|  | Polar Pro | SERIES | A superior strip with a fully diffused, continuous light output and adjustable temperature. | 6 W/m | 600 lm/m | CCT (2700K - 6000K) | 5000mm | 31mm | Cut once and use both ends if required | IP20 | Titan, CCT Receiver & Remote Titan+, CCT Receiver & Remote Titan Dimmable CCT Receiver & Remote Titan CCT Smart |
|  | Flux | SERIES | A fully customisable flex strip. Set any RGB colour or white temperature. | 6 W/m | 220 lm/m 540 lm/m | RGB CCT | 2000mm / 3000mm / 5000mm | 142.5mm | Cut once and use both ends if required | IP20 | Titan, RGB CCT Receiver & Remote Titan+, RGB CCT Receiver & Remote Titan Dimmable, RGB CCT Receiver & Remote Titan RGB/CCT Smart Driver |

DART
FLEXIBLE LED STRIP

- A simple, highly efficient flexible strip light with superb light output
- Available in natural white making it ideal for a range of kitchen styles
- Cut marks are indicated every 100mm to enable the strip to be cut closer to the desired length
- Cut sections can be re-utilised with the joining clips and leads (sold separately)
- 3M VHB (Very High Bond) tape underneath the strip for secure installation
- Compatible with Sensio single-colour receivers to enable dimming functionality
- IP20 rated - protected against solid objects over 12mm (e.g. fingers)
- Compatible with the Universal profile range (See chapter 3, p50)
- Supplied in a 5m reel
- The Dart can also be purchased as a kit with a 2.5m driver connection cable, pre-wired 13A 3pin plug and LED driver



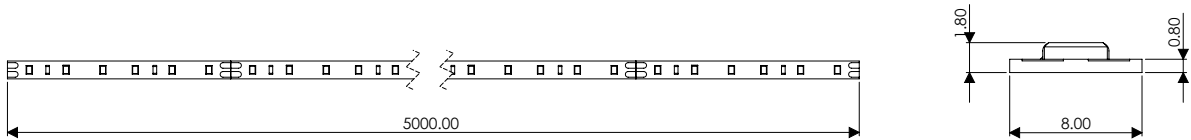
The Dart is a part of the Series 1 range

- Minimum Order Quantity (MOQ) of 20 units applies
- For further information on the Series 1 family see p18 or contact us for more details

2.5m Driver Connection Cable (SE101080) is required to run the Dart (sold separately if not bought as part of a kit)



Dimensions



Dart Flexible LED Strip - **Natural White (4000K), 60 LED/m**

| CODE | WATTAGE | VOLTAGE | LENGTH | DRIVER | LUMENS |
|-----------|---------|---------|--------|--------------|----------|
| SE10355N0 | 3.6 W/m | 24V | 5000mm | Required | 440 lm/m |
| SE10355N1 | 3.6 W/m | 24V | 5000mm | 30W included | 440 lm/m |

Cables, Connectors & Accessories

| CODE | DESCRIPTION |
|----------|------------------------------|
| SE101080 | 2.5m Driver Connection Cable |
| SE100050 | Interconnecting Clip |
| SE101050 | 50mm Corner Connector |
| SE100750 | 1.5m Interconnecting cable |
| SE9009 | 2.5m Extension Cable |



SE101080
2.5m Driver Connection Cable



SE100050
Interconnecting Clip



SE101050
50mm Corner Connector



SE100750
1.5m Interconnecting cable



SE9009
2.5m Extension Cable

PRIMO 2
FLEXIBLE LED STRIP

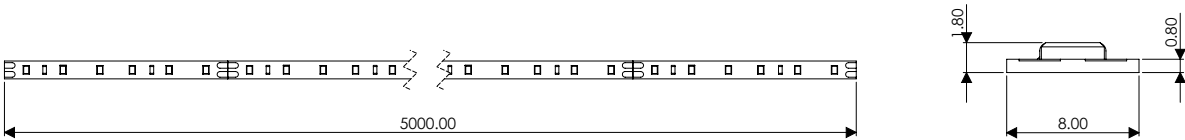
Registered Design Right - 6024616

- A versatile and economic flexible strip ideal for kitchen or bedroom use, under cabinets, along plinths or inside cabinets or wardrobes
- The entire reel can be used with cut marks indicated every 100mm avoiding wastage
- Cut sections can be re-utilised with the joining clips and leads (sold separately)
- Compatible with Sensio single-colour receivers to enable dimming functionality
- Supplied with 3M VHB (Very High Bond) adhesive tape backing for secure installation
- IP20 rated - protected against solid objects over 12mm (e.g. fingers)
- Compatible with the Universal profile range (see chapter 3, p50)
- Supplied in a 5m reel

2.5m Driver Connection Cable (SE10180) is required to run the Primo 2 (sold separately)



Dimensions



Primo 2 LED Flexible Strip - **Cool White (5500K), 60 LED/m**

| CODE | WATTAGE | VOLTAGE | LENGTH | DRIVER | LUMENS |
|-----------|---------|---------|--------|--------------|----------|
| SE10755C0 | 3.6 W/m | 24V | 5000mm | Required | 425 lm/m |
| SE10755C1 | 3.6 W/m | 24V | 5000mm | 30W included | 425 lm/m |

Primo 2 LED Flexible Strip - **Warm White (3000K), 60 LED/m**

| CODE | WATTAGE | VOLTAGE | LENGTH | DRIVER | LUMENS |
|-----------|---------|---------|--------|--------------|----------|
| SE10755W0 | 3.6 W/m | 24V | 5000mm | Required | 415 lm/m |
| SE10755W1 | 3.6 W/m | 24V | 5000mm | 30W included | 415 lm/m |

Cables, Connectors & Accessories

| CODE | DESCRIPTION |
|----------|------------------------------|
| SE101080 | 2.5m Driver Connection Cable |
| SE100050 | Interconnecting Clip |
| SE101050 | 50mm Corner Connector |
| SE100750 | 1.5m Interconnecting cable |
| SE9009 | 2.5m Extension Cable |



SE101080
2.5m Driver Connection Cable



SE100050
Interconnecting Clip



SE101050
50mm Corner Connector



SE100750
1.5m Interconnecting Cable



SE9009
2.5m Extension Cable



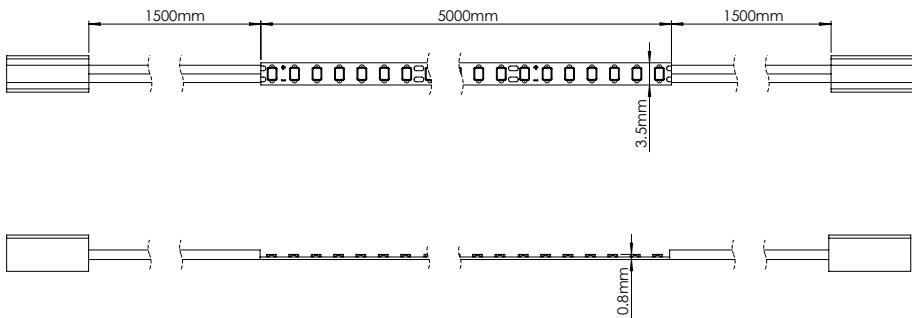
NEUTRON
3.5MM NANO LED FLEXIBLE STRIP



- The industry's smallest flexible strip measuring at only 3.5mm in width
- Ideal choice for kitchen designs where inconspicuous lighting is essential
- Highly compacted diodes greatly reduce the appearance of dots whilst providing a powerful light output
- Cut marks every 25mm enable the strip to be cut closer to the desired length reducing potential dark spots at each end
- Driver connection cables pre-soldered at either end of the strip
- Compatible with Sensio single-colour receiver to enable dimming functionality
- 3M VHB (Very High Bond) tape underneath the strip for secure installation
- Supplied in a 5m reel
- Compatible with the Nano-Lines and Micro-Lines profile ranges (see chapter 3, p50)



Dimensions



Neutron LED Flexible Strip - **Cool White (5500K), 280 LED/m**

| CODE | WATTAGE | VOLTAGE | LENGTH | DRIVER | LUMENS |
|-----------|---------|---------|--------|----------|----------|
| SE10455C0 | 4.8 W/m | 24V | 5000mm | Required | 565 lm/m |

Neutron LED Flexible Strip - **Natural White (4000K), 280 LED/m**

| CODE | WATTAGE | VOLTAGE | LENGTH | DRIVER | LUMENS |
|-----------|---------|---------|--------|----------|----------|
| SE10455N0 | 4.8 W/m | 24V | 5000mm | Required | 560 lm/m |

Neutron LED Flexible Strip - **Warm White (3000K), 280 LED/m**

| CODE | WATTAGE | VOLTAGE | LENGTH | DRIVER | LUMENS |
|-----------|---------|---------|--------|----------|----------|
| SE10455W0 | 4.8 W/m | 24V | 5000mm | Required | 535 lm/m |

Cables, Connectors & Accessories

| CODE | DESCRIPTION |
|--------|----------------------|
| SE9009 | 2.5m Extension Cable |



SE9009
2.5m
Extension
Cable


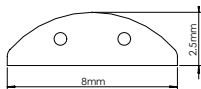
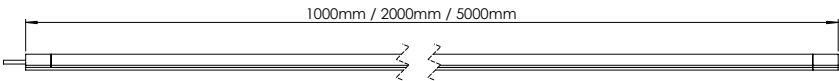


VIVA 3
FLEXIBLE LED STRIP

- A versatile flexible strip light which can be used in multiple areas of the kitchen or bedroom including under cabinet, plinths or inside wardrobes
- Strip can be cut once and the cut off section used with a connector clip and interconnecting lead if required
- Can be cut to length every 50mm
- Male and female ends for simple installation
- Supplied with 3M VHB (Very High Bond) adhesive tape backing for secure installation
- IP54 rated - limited ingress of dust and protected against sprays from any angle
- Supplied in a 1m, 2m or 5m reel
- Compatible with the Universal Profile range (see chapter 3, p50)

2.5m Driver Connection Cable (SE10314) is required to run the Viva 3 (sold seperately if not bought as part of a kit)

Dimensions



Viva3 LED Flexible Strip - **Cool White (5500K), 120 LED/m**

| CODE | WATTAGE | VOLTAGE | LENGTH | DRIVER | LUMENS |
|-----------|---------|---------|--------|--------------|----------|
| SE10715C0 | 4 W/m | 24V | 1000mm | Required | 520 lm/m |
| SE10715C1 | 4 W/m | 24V | 1000mm | 6W included | 520 lm/m |
| SE10725C0 | 4 W/m | 24V | 2000mm | Required | 520 lm/m |
| SE10725C1 | 4 W/m | 24V | 2000mm | 15W included | 520 lm/m |
| SE10655C0 | 4 W/m | 24V | 5000mm | Required | 520 lm/m |
| SE10655C1 | 4 W/m | 24V | 5000mm | 30W included | 520 lm/m |

Viva3 LED Flexible Strip - **Natural White (4000K), 120 LED/m**

| CODE | WATTAGE | VOLTAGE | LENGTH | DRIVER | LUMENS |
|-----------|---------|---------|--------|--------------|----------|
| SE10715N0 | 4 W/m | 24V | 1000mm | Required | 505 lm/m |
| SE10715N1 | 4 W/m | 24V | 1000mm | 6W included | 505 lm/m |
| SE10725N0 | 4 W/m | 24V | 2000mm | Required | 505 lm/m |
| SE10725N1 | 4 W/m | 24V | 2000mm | 15W included | 505 lm/m |
| SE10655N0 | 4 W/m | 24V | 5000mm | Required | 505 lm/m |
| SE10655N1 | 4 W/m | 24V | 5000mm | 30W included | 505 lm/m |

Viva3 LED Flexible Strip - **Warm White (3000K), 120 LED/m**

| CODE | WATTAGE | VOLTAGE | LENGTH | DRIVER | LUMENS |
|-----------|---------|---------|--------|--------------|----------|
| SE10715W0 | 4 W/m | 24V | 1000mm | Required | 470 lm/m |
| SE10715W1 | 4 W/m | 24V | 1000mm | 6W included | 470 lm/m |
| SE10725W0 | 4 W/m | 24V | 2000mm | Required | 470 lm/m |
| SE10725W1 | 4 W/m | 24V | 2000mm | 15W included | 470 lm/m |
| SE10655W0 | 4 W/m | 24V | 5000mm | Required | 470 lm/m |
| SE10655W1 | 4 W/m | 24V | 5000mm | 30W included | 470 lm/m |

Cables, Connectors & Accessories

| CODE | DESCRIPTION |
|------------|------------------------------|
| SE10314 | 2.5m Driver Connection Cable |
| SE10317 | 1.5m Interconnecting Lead |
| SE10316 | 50mm Corner Connector |
| SE10318MCC | Mini Cut Connector Clip |
| SE9009 | 2.5m Extension Cable |



SE10314
2.5M Driver
Connection
Cable



SE10317
1.5M Inter
Connecting
Lead



SE10316
50mm Corner
Connection
Lead



SE10318MCC
Mini Cut
Connector Clip



SE9009
2.5m Extension
Cable



SIGMA 2 BENDABLE LED FLEXIBLE STRIP

Registered Design Right - 6024618



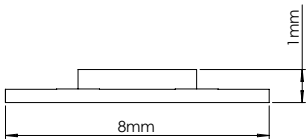
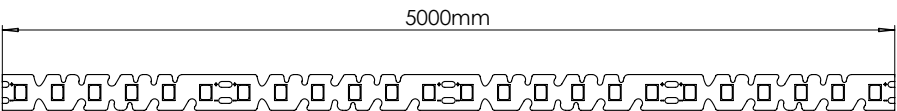
- An innovative bendable flexible strip that handles corners with ease
- A unique PCB board cut in a 'zig-zag' shape provides superb flexibility allowing you to bend the light around a corner
- Can be bent around 90 degree corners without the need for corner cables or starting a new run of strip
- The entire reel can be used with cut marks indicated every 50mm avoiding wastage
- Cut sections can be re-utilised with the joining clips and leads (sold separately)
- Compatible with Sensio single-colour receiver to enable dimming functionality
- Supplied with 3M VHB (Very High Bond) adhesive tape backing for secure installation
- IP20 rated - protected against solid objects over 12mm (e.g. fingers)
- Supplied in a 5m reel



2.5m Driver Connection Cable (SE970850) is required to run the Sigma 2 (sold separately)



Dimensions



Sigma2 LED Flexible Strip - **Cool White (5000K), 120 LED/m**

| CODE | WATTAGE | VOLTAGE | LENGTH | DRIVER | LUMENS |
|-----------|---------|---------|--------|--------------|----------|
| SE10855C0 | 4.8 W/m | 24V | 5000mm | Required | 570 lm/m |
| SE10855C1 | 4.8 W/m | 24V | 5000mm | 30W included | 570 lm/m |



Sigma2 LED Flexible Strip - **Natural White (4000K), 120 LED/m**

| CODE | WATTAGE | VOLTAGE | LENGTH | DRIVER | LUMENS |
|-----------|---------|---------|--------|--------------|----------|
| SE10855N0 | 4.8 W/m | 24V | 5000mm | Required | 575 lm/m |
| SE10855N1 | 4.8 W/m | 24V | 5000mm | 30W included | 575 lm/m |

Sigma 2 flexible strip can be applied with a 90 degree bend with no break or connectors required.

Sigma2 LED Flexible Strip - **Warm White (3000K), 120 LED/m**

| CODE | WATTAGE | VOLTAGE | LENGTH | DRIVER | LUMENS |
|-----------|---------|---------|--------|--------------|----------|
| SE10855W0 | 4.8 W/m | 24V | 5000mm | Required | 530 lm/m |
| SE10855W1 | 4.8 W/m | 24V | 5000mm | 30W included | 530 lm/m |

Cables, Connectors & Accessories

| CODE | DESCRIPTION |
|----------|-----------------------------|
| SE970750 | 1.5m Interconnecting cable |
| SE970850 | 2.5m Driver Connection Lead |
| SE970950 | Joining Clip |
| SE9009 | 2.5m Extension Cable |



SE970750
1.5m
Interconnecting
Lead



SE970850
2.5m Driver
Connection
Lead



SE970950
Joining Clip



SE9009
2.5m
Extension
Cable





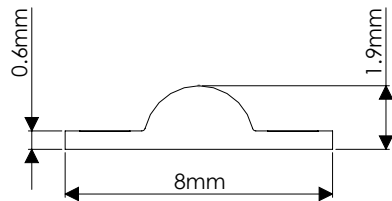
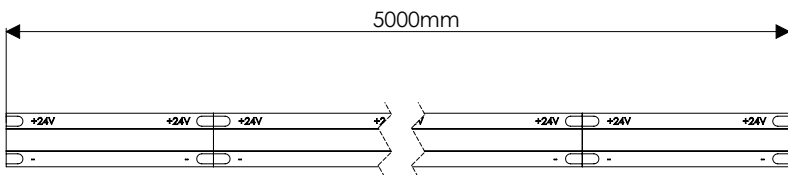
POLAR
COB FLEXIBLE LED STRIP



- Provides a completely diffused line of light with no visible LED dots eliminating the need for a profile or cover
- Chip on Board (COB) technology provides superior light output
- Excellent thermal conduction resulting in a cool running strip
- Superb light output with high lumen per watts
- 24V allows long runs of light without any light fade
- Compatible with Sensio single-colour receiver to enable dimming functionality
- Supplied with pre-soldered, 1.5m driver connection cables with a 2-pin connector at each end of the strip
- Can be cut to length (every 31mm) and the whole reel can be utilised with the Polar Joining Clips (sold separately)
- Supplied in a 5m reel (and 2m in natural white only)
- VHB (Very High Bond) adhesive tape backing for secure installation
- Compatible with the Universal Profile range (see chapter 3, p50)



Dimensions



Polar COB LED Flexible Strip - Cool White (6000K), 512 LED/m

| CODE | WATTAGE | VOLTAGE | LENGTH | DRIVER | LUMENS |
|-----------|---------|---------|--------|--------------|----------|
| SE20055C0 | 6 W/m | 24V | 5000mm | Required | 600 lm/m |
| SE20055C1 | 6 W/m | 24V | 5000mm | 30W included | 600 lm/m |

Polar COB LED Flexible Strip - Natural White (4000K), 512 LED/m

| CODE | WATTAGE | VOLTAGE | LENGTH | DRIVER | LUMENS |
|-----------|---------|---------|--------|--------------|----------|
| SE20125N0 | 6 W/m | 24V | 2000mm | Required | 600 lm/m |
| SE20125N1 | 6 W/m | 24V | 2000mm | 15W Included | 600 lm/m |
| SE20055N0 | 6 W/m | 24V | 5000mm | Required | 600 lm/m |
| SE20055N1 | 6 W/m | 24V | 5000mm | 30W included | 600 lm/m |

Polar COB LED Flexible Strip - Warm White (3000K), 512 LED/m

| CODE | WATTAGE | VOLTAGE | LENGTH | DRIVER | LUMENS |
|-----------|---------|---------|--------|--------------|----------|
| SE20055W0 | 6 W/m | 24V | 5000mm | Required | 580 lm/m |
| SE20055W1 | 6 W/m | 24V | 5000mm | 30W included | 580 lm/m |

Cables, Connectors & Accessories

| CODE | DESCRIPTION |
|----------|-----------------------------------|
| SE112940 | Polar Transparent Joining Clip |
| SE112990 | Polar Joining Clip |
| SE105790 | 1.5m Polar Interconnecting Lead |
| SE105990 | 50mm Polar Corner Connector |
| SE103990 | 2.5m Polar Driver Connection Lead |
| SE9009 | 2.5m Extension Cable |



SE112940
Transparent
Joining Clip



SE112990
Joining Clip



SE105790
Interconnecting
Lead



SE105990
Corner
Connector



SE103990
Driver
Connection
Lead




SE9009
2.5m
Extension
Cable







RADIANT DIFFUSED FLEXIBLE LED STRIP



- An entirely diffused, bendable, silicone flexible strip light ideal for application across the kitchen or bedroom
- No visible LED dots
- Discreet, slimline 4mm width
- Driver connection cables pre-soldered at either end of the strip so two lengths can be used from the same reel if required
- Cut marks are indicated every 50mm on the back of the strip
- Ideal for a flush, recessed finish with a simple push-fit application
- Can be surface mounted with the use of the mounting brackets. (6 supplied with 3000mm and 10 supplied with 5000mm reels)
- Supplied end caps provide a clean and IP rated finish to cut ends
- Able to navigate around curves on island units and cabinetry
- Compatible with Sensio dimmable receivers
- Supplied in a 5m reel (and 3m reel - natural white only)



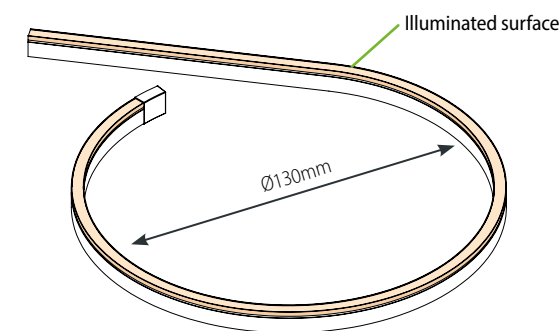
Surface mounted application



Close-up, recessed in larder, unilluminated

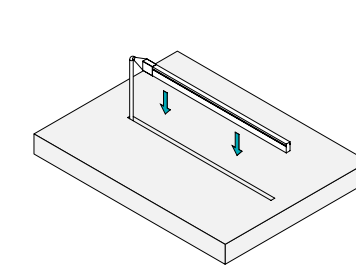
sensio

Flexible fit



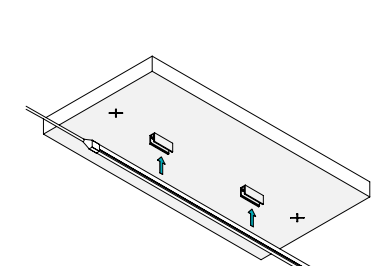
The Radiant is flexible to a radius of 65mm or greater - Ideal for curving round an island unit

Recessed installation



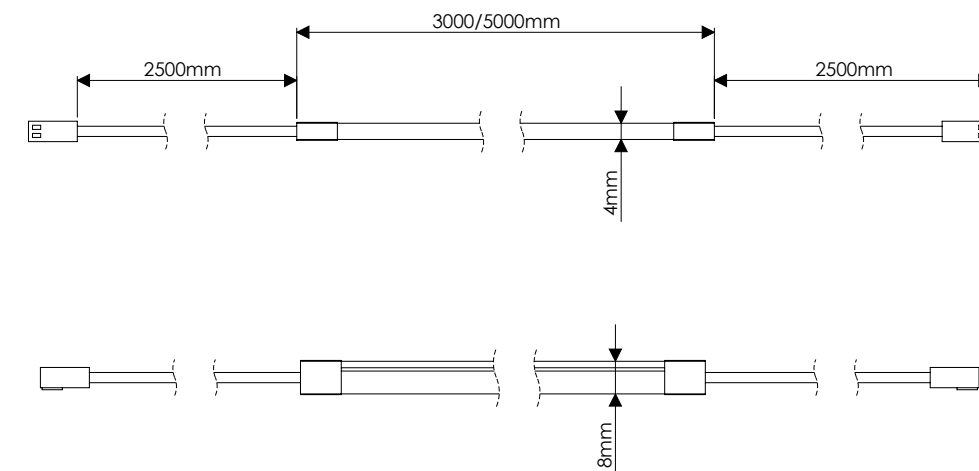
Install with a push-fit application into a pre-routed channel for a seamless finish

Surface mounted



Utilise the mounting brackets to secure along a surface

Dimensions



Radiant LED Flexible Strip - Cool White (5500K), 160 LED/m

| CODE | WATTAGE | VOLTAGE | LENGTH | DRIVER | LUMENS |
|-----------|---------|---------|--------|--------------|----------|
| SE10555C0 | 4.8 W/m | 24V | 5000mm | Required | 305 lm/m |
| SE10555C1 | 4.8 W/m | 24V | 5000mm | 30W included | 305 lm/m |

Radiant LED Flexible Strip - Natural White (4000K), 160 LED/m

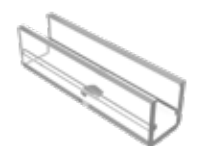
| CODE | WATTAGE | VOLTAGE | LENGTH | DRIVER | LUMENS |
|------------|---------|---------|--------|--------------|----------|
| SE105105N0 | 4.8 W/m | 24V | 3000mm | Required | 293 lm/m |
| SE105105N1 | 4.8 W/m | 24V | 3000mm | 30W included | 293 lm/m |
| SE10555N0 | 4.8 W/m | 24V | 5000mm | Required | 293 lm/m |
| SE10555N1 | 4.8 W/m | 24V | 5000mm | 30W included | 293 lm/m |

Radiant LED Flexible Strip - Warm White (3000K), 160 LED/m

| CODE | WATTAGE | VOLTAGE | LENGTH | DRIVER | LUMENS |
|-----------|---------|---------|--------|--------------|----------|
| SE10555W0 | 4.8 W/m | 24V | 5000mm | Required | 285 lm/m |
| SE10555W1 | 4.8 W/m | 24V | 5000mm | 30W included | 285 lm/m |

Cables, Connectors & Accessories

| CODE | DESCRIPTION |
|----------|-----------------------------|
| SE900940 | Pack of 5 Mounting Brackets |



Clear Mounting Bracket (included)

Flanagan
Fittings

ION 8
CCT FLEXIBLE LED STRIP



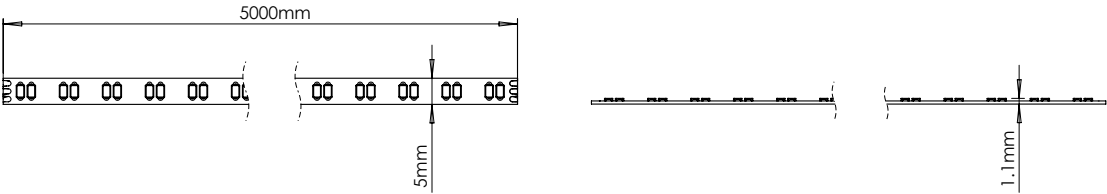
- Successor to the popular DuoFlex flexible strip, Ion 8 is the new and improved CCT flexible strip
- Over four times the number of LEDs per metre than it's predecessor, Ion 8 greatly reduces the appearance of visible LEDs providing a premium light output
- Correlated Colour Temperature (CCT) allows the perfect light temperature selection and transition from warm to cool white temperatures (find out more on p13)
- Can be cut to length (every 50mm) and the whole reel can be utilised with the Ion Joining Clips (sold separately)
- Compatible with Sensio CCT receiver and Universal Remote Control to control, zone and dim the lights
- VHB (Very High Bond) adhesive tape backing for secure installation
- Supplied in a 5m reel
- Compatible with the Universal Profile range (see chapter 3, p50)



2.5m driver connection cable required to run the Ion 8 (sold separately unless part of a kit)



Dimensions



Ion 8 CCT LED Flexible Strip - (3000-6000K), 252 LED/m

| CODE | WATTAGE | VOLTAGE | LENGTH | DRIVER | LUMENS |
|------------|---------|---------|--------|------------|----------|
| SE10855P0 | 6 W/m | 24V | 5000mm | Required | 605 lm/m |
| SE10855PS1 | 6 W/m | 24V | 5000mm | *Smart Kit | 605 lm/m |
| SE10855P1 | 6 W/m | 24V | 5000mm | **Kit | 605 lm/m |

*Smart Kit - Includes 30W Titan Smart & 2.5m driver connection cable
**Kit - Includes 30W Titan Driver, CCT Receiver, Remote Control & 2.5m driver connection cable

Cables, Connectors & Accessories

| CODE | DESCRIPTION |
|----------|------------------------------------|
| SE111990 | Ion 8 Joining Clip |
| SE106990 | 50mm Ion 8 Corner Connector |
| SE106790 | 1.5m Ion 8 Interconnecting Lead |
| SE113990 | 2.5m Ion 8 Driver Connection Cable |
| SE770390 | Universal Remote Control |
| SE771990 | CCT Receiver |



SE111990
Joining Clip



SE106990
50mm Corner
Connector



SE106790
1.5m
Interconnecting
Lead



SE113990
2.5m Driver
Connection
Cable



SE770390
Universal
Remote
Control



SE771990
CCT Receiver





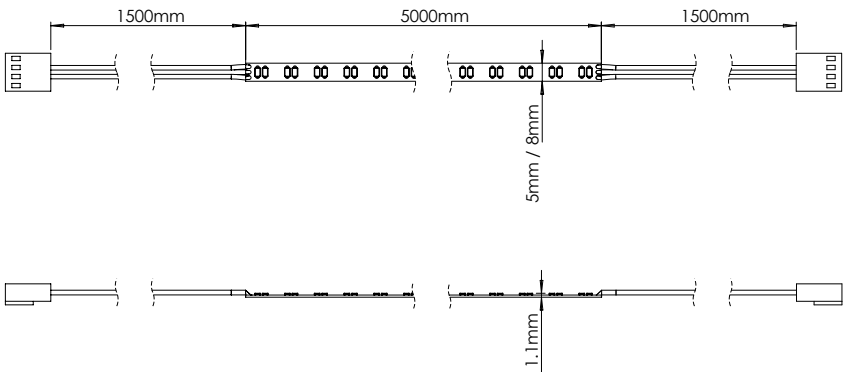
ION 5
CCT FLEXIBLE LED STRIP



- Cousin to the wider Ion 8, Ion 5 benefits from a slimmer width at just 5mm
- A high number of LEDs per metre greatly reduces the appearance of visible LEDs providing a premium light output
- Correlated Colour Temperature (CCT) allows the perfect light temperature selection and transition from warm to cool white temperatures (find out more on p13)
- Supplied with pre-soldered, 1.5m driver connection cables with a 4-pin connector at each end of the strip.
- Can be cut to length (at 50mm intervals) with both ends of the strip being utilised
- Compatible with Sensio CCT receiver and Universal Remote Control to control, zone and dim the lights
- VHB (Very High Bond) adhesive tape backing for secure installation
- Supplied in a 5m reel
- Compatible with both the Universal and Micro-Lines Profile ranges (see chapter 3, p50)



Dimensions



Ion 5 CCT LED Flexible Strip - (3000-6000K), 252 LED/m

| CODE | WATTAGE | VOLTAGE | LENGTH | DRIVER | LUMENS |
|------------|---------|---------|--------|------------|----------|
| SE10755P0 | 6 W/m | 24V | 5000mm | Required | 600 lm/m |
| SE10755PS1 | 6 W/m | 24V | 5000mm | *Smart Kit | 600 lm/m |
| SE10755P1 | 6 W/m | 24V | 5000mm | **Kit | 600 lm/m |

*Smart Kit - Includes 30W Titan Smart
**Kit - Includes 30W Titan Driver, CCT Receiver & Remote Control

Cables, Connectors & Accessories

| CODE | DESCRIPTION |
|----------|--------------------------|
| SE770390 | Universal Remote Control |
| SE771990 | CCT Receiver |



SE770390
Universal
Remote
Control



SE771990
CCT Receiver

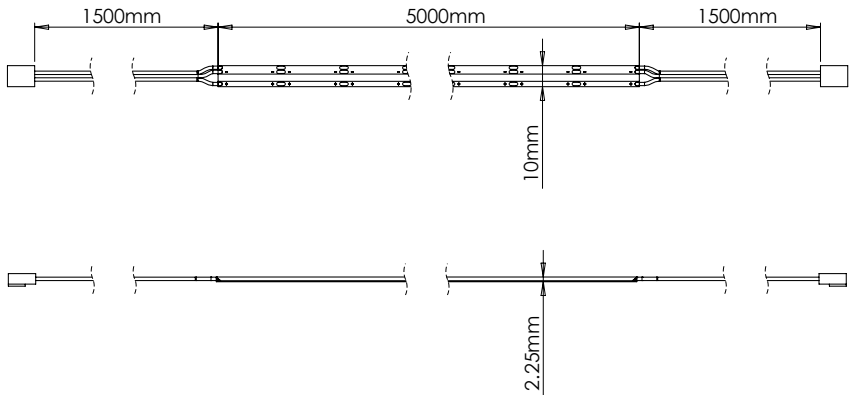
POLAR PRO
CCT COB LED FLEXIBLE STRIP



- A superior, colour temperature changing, flexible strip
- Completely diffused with no visible LED dots eliminating the need for a profile or cover
- Correlated Colour Temperature (CCT) allows the perfect light temperature selection and transition from warm to cool white temperatures (find out more on p13)
- Chip on Board (COB) technology provides superior light output
- Excellent thermal conduction resulting in a cool running strip
- Superb light output with high lumen per watts
- 24V allows long runs of light without any light fade
- Compatible with Sensio CCT receiver and Universal Remote Control to adjust light temperature and enable dimming functionality
- Supplied with pre-soldered, 1.5m driver connection cables with 4-pin connectors at each end of the strip
- Can be cut to length (at 31mm intervals) with both ends of the strip being utilised
- Supplied in a 5m reel
- VHB (Very High Bond) adhesive tape backing for secure installation
- Compatible with the Universal Profile range (see chapter 3, p50)



Dimensions



Polar Pro CCT COB LED Flexible Strip - (2700K - 6000K), 512 LED/m

| CODE | WATTAGE | VOLTAGE | LENGTH | DRIVER | LUMENS |
|-----------|---------|---------|--------|----------|----------|
| SE20055P0 | 6 W/m | 24V | 5000mm | Required | 600 lm/m |

Cables, Connectors & Accessories

| CODE | DESCRIPTION |
|----------|--------------------------|
| SE770390 | Universal Remote Control |
| SE771990 | CCT Receiver |



SE770390
Universal
Remote
Control



SE771990
CCT Receiver



FLUX
RGBWW LED FLEXIBLE STRIP

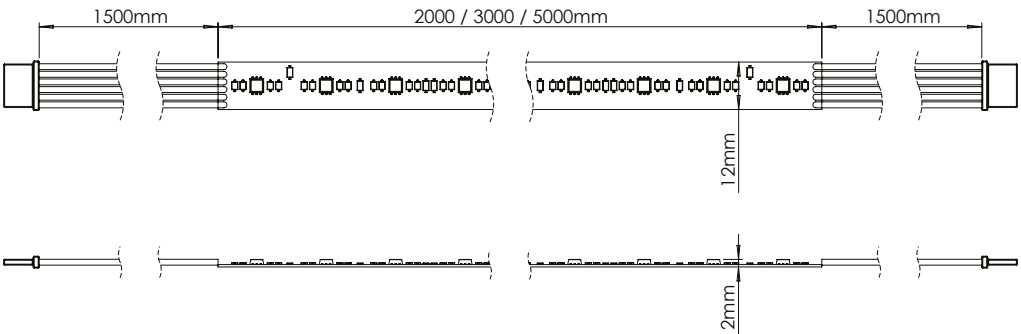


Set to one of multiple colour options with a full range of RGB and cool to warm white



- A fully customisable, flexible strip light to suit any style, mood or atmosphere
- A combination of RGB and CCT provides the ultimate colour changing solution enabling colours to be mixed and matched to create millions of combinations
- Features 24 pre-set RGB colours and 11 shades of white (CCT)
- Colours can be set individually or RGB colours can be mixed with the CCT colours to create a multitude of different shades
- Each colour can also be dimmed to achieve further customisation
- A high number of LEDs per metre significantly reduces the appearance of individual LEDs
- Compatible with Sensio CCT receiver and Universal Remote Control to control, zone and dim the lights
- Cut marks are indicated every 142.5mm on the back of the strip
- VHB (Very High Bond) adhesive tape backing for secure installation
- 5m reel supplied with driver lead attached to both ends (2m reel with lead at one end only)
- Compatible with the Universal Profile range (see chapter 3, p50)

Dimensions



Flux RGBWW LED Flexible Strip - (3000-6000K), 245 LED/m

| CODE | WATTAGE | VOLTAGE | LENGTH | DRIVER | LUMENS (RGB) | LUMENS (CCT) |
|------------|---------|---------|--------|--------------|--------------|--------------|
| SE10625R0 | 6 W/m | 24V | 2000mm | Required | 220 lm/m | 340 lm/m |
| SE106105R0 | 6 W/m | 24V | 3000mm | Required | 220 lm/m | 340 lm/m |
| SE10655R0 | 6 W/m | 24V | 5000mm | Required | 220 lm/m | 340 lm/m |
| SE10655R1* | 6 W/m | 24V | 5000mm | 30W included | 220 lm/m | 340 lm/m |

*Kit includes Flux Flexible Strip, RGB CCT Receiver, Universal Remote Control & 30W Driver

Cables, Connectors & Accessories

| CODE | DESCRIPTION |
|----------|--------------------------|
| SE770390 | Universal Remote Control |
| SE770990 | RGB / CCT Receiver |



SE770390
Universal
Remote
Control



SE770990
RGB CCT
Receiver

— CCT Mode —



— RGB Mode —



INTEGRATED SOLUTIONS & PROFILES



- Profiles coupled with flexible strips offer a non-intrusive way of lighting the kitchen while enhancing the overall design
- Perfect for creating a flush, sleek look
- Creates fully diffused expanses of light without visible light diodes
- Simple to use and install, the versatility of flexible strip lighting makes it suited to a range of applications across the kitchen and using one of our Profiles increases the possibilities even further.

There are three families of profiles in the range:

Nano

Blaze, Gamma & Ray (to fit 3.5mm flexible strips)

Consisting of a recess mounted option and two surface mounted options, the Nano range has been cleverly designed to fit a 3.5mm wide flexible strip mounted on a 45° angle. This not only achieves a 100% diffused appearance with no visible diodes, it's also the key to the innovative corner connectors available for each profile, which enable the strip to pass through to achieve fully illuminated corners.

Micro

Vector, Accent, Adapt & Glow (to fit 5mm flexible strips)

Consisting of four profiles purposely designed for flexible strips 5mm in width or below, the Micro range is a diverse range of slim profiles intended to illuminate every area of the kitchen. Innovative features appear throughout the range including living hinges, illuminated corner connectors and versatile mounting brackets and each profile has been carefully designed to achieve a 100% fully diffused appearance with no visible diodes.

Universal

Adorn, Contour, Linia, Fino & Beam (to fit all flexible strips up to 10mm)

A universal range of profiles designed to fit any of the Sensio range of flexible strips. Includes recessed, surface mounted and angled installation as well as a profile specially designed to illuminate the handleless channel under a worktop.



| | Profile | Style | Type | Application | Compatible Flex Strips |
|--|---------|-----------|-----------------|---------------------------------------|-------------------------------------|
| | Ray | Nano | Angled | Wardrobe / cupboard | Neutron |
| | Gamma | Nano | Surface mounted | Under cabinet / in-cabinet | Neutron |
| | Blaze | Nano | Recessed | Under cabinet / in-cabinet | Neutron |
| | Accent | Micro | Plinth | Plinth | Ion 5 or Neutron |
| | Adapt | Micro | Corner | Under cabinet / drawer | Ion 5 or Neutron |
| | Glow | Micro | Shelf clip | Internal glass shelf | Ion5 or Neutron |
| | Vector | Micro | Slim | Handleless channel / under worktop | Ion 5 or Neutron |
| | Adorn | Universal | Shelf clip | Solid internal shelf | Compatible with all flexible strips |
| | Beam | Universal | Corner | Under cabinet / in-cabinet / wardrobe | Compatible with all flexible strips |
| | Fino | Universal | Surface mounted | Under cabinet / in-cabinet / wardrobe | Compatible with all flexible strips |
| | Linia | Universal | Recessed | Under cabinet / in-cabinet / wardrobe | Compatible with all flexible strips |
| | Contour | Universal | Handleless | Handleless channel / under worktop | Compatible with all flexible strips |



RAY ANGLED PROFILE



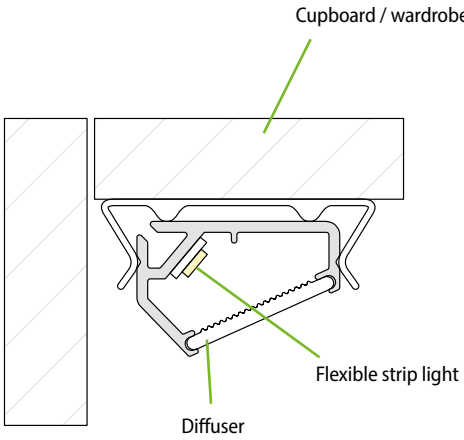
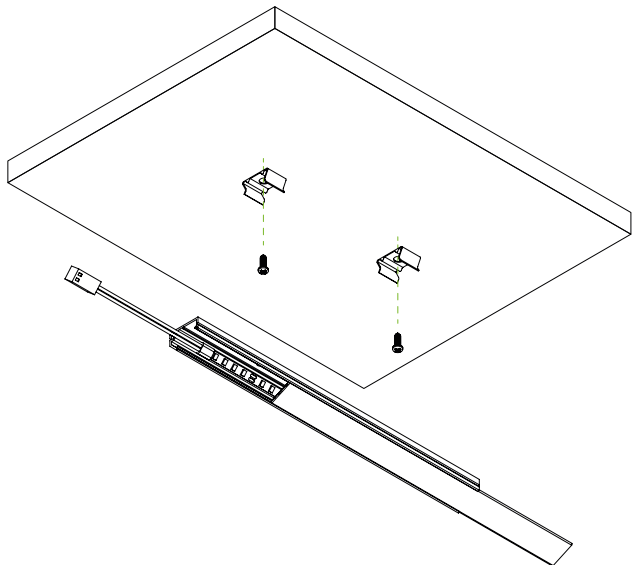
Registered Design Right - 6077026

- Designed specifically for the 3.5mm wide Neutron flexible strip - part of the Nano-Lines range of super slim lights and profiles
- Fully diffused, angled light source - prevents glare and ideal for wardrobes where the light needs to be focussed
- Suitable for a range of applications in the kitchen and bedroom including wardrobes and cupboards
- The flexible strip mounting platform inside the profile is angled to enable the flexible strip to extend around corners when paired with the Ray corner connectors
- Fully diffused corner connectors result in a fully illuminated light circuit with no dark corners
- Simple push-fit installation into the mounting brackets
- Can be cut to size
- Supplied with one set of end caps (additional end caps sold separately)
- 1.5m length supplied with 2 mounting brackets and 2.5m length supplied with 4 mounting brackets (additional mounting brackets sold separately)

Compatible with Neutron Flexible Strip



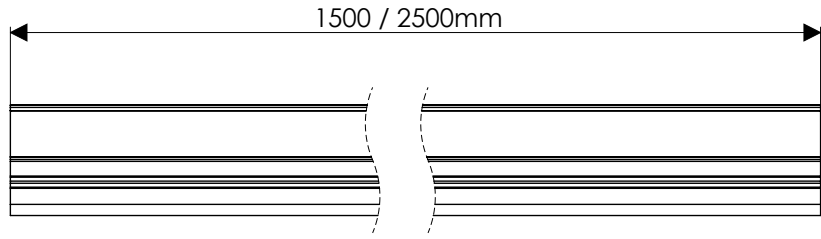
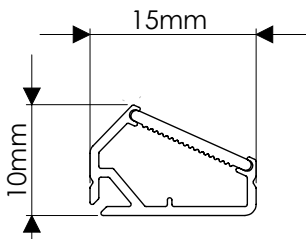
Application



Stick the flexible LED strip inside the profile with the pre-applied 3M VHB tape. Slide on the cover and slot in the end caps. Push the profile into the the mounting brackets to hold in place.

The flexible strip sits along the back corner of the profile, emitting light forwards through the angled diffuser.

Dimensions



Ray - Angled Profile

| CODE | DESCRIPTION | LENGTH |
|----------|--------------------------|--------|
| SE184720 | Profile & End Caps (L&R) | 1500mm |
| SE184820 | Profile & End Caps (L&R) | 2500mm |

Cables, Connectors & Accessories

| CODE | DESCRIPTION |
|----------|-------------------------------|
| SE992950 | Ray Internal Corner Connector |
| SE991950 | Ray External Corner Connector |
| SE990950 | Ray End Cap Kit (L&R) |
| SE911950 | Ray Mounting Brackets (x2) |



SE992950
Internal
Corner
Connector



SE991950
External
Corner
Connector



SE990950
End Cap Kit



SE911950
Mounting
Brackets



GAMMA SLIM SURFACE MOUNTED PROFILE



Registered Design Right - 6077037

- Designed specifically for the 3.5mm wide Neutron flexible strip - part of the Nano-Lines range of super slim lights and profiles
- An incredibly thin profile that produces an even spread of light with no visible LED points from the flexible strip
- Perfect for use under cabinets, in larders or wardrobes
- Features an internal angled flexible strip mounting platform enabling the strip to extend around corners when paired with the corner connectors resulting in a fully illuminated light circuit with no dark corners
- Simple push-fit installation with brackets
- Can be cut to size
- Supplied with one set of end caps (additional end caps sold separately)
- 1.5m length supplied with 2 mounting brackets and 2.5m length supplied with 4 mounting brackets (additional mounting brackets sold separately)

Compatible with Neutron Flexible Strip

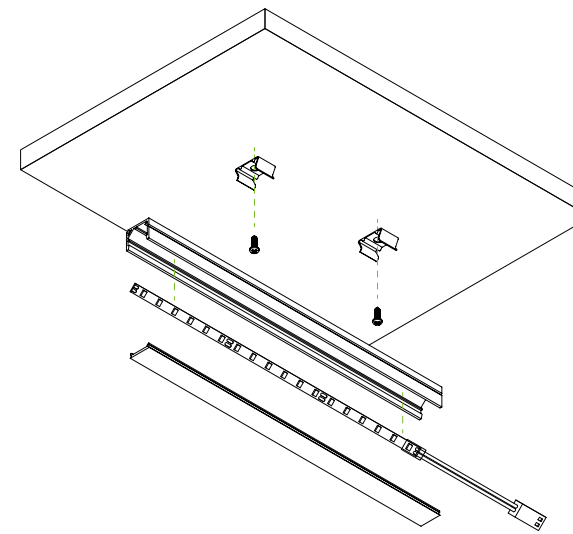


Gamma - Slim Surface Mounted Profile

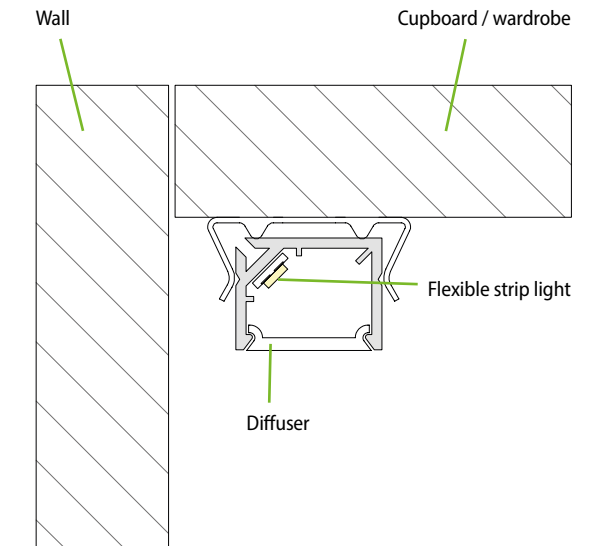
| CODE | DESCRIPTION | LENGTH |
|----------|--|--------|
| SE183720 | Profile, Mounting Bracket & End Caps (L&R) | 1500mm |
| SE183820 | Profile, Mounting Bracket & End Caps (L&R) | 2500mm |

sensio

Application

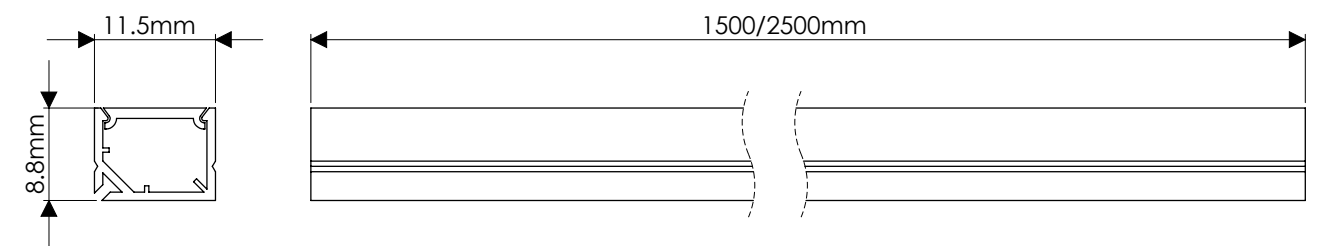


Stick the flexible LED strip inside the profile with the pre-applied 3M VHB tape. Slide on the cover and slot in the end caps. Push the profile into the the mounting brackets to hold in place.




The flexible strip sits along the back corner of the profile, emitting light downwards through the diffuser.

Dimensions



Cables, Connectors & Accessories

| CODE | DESCRIPTION |
|----------|---------------------------------|
| SE989950 | Gamma Internal Corner Connector |
| SE988950 | Gamma External Corner Connector |
| SE987950 | Gamma End Cap Kit (L&R) |
| SE910950 | Gamma Mounting Brackets (x2) |



SE989950
Internal
Corner
Connector



SE988950
External
Corner
Connector



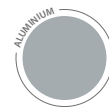
SE987950
End Cap Kit



SE910950
Mounting
Brackets



BLAZE SLIM RECESSED PROFILE



Registered Design Right - 6077034

Compatible with Neutron Flexible Strip



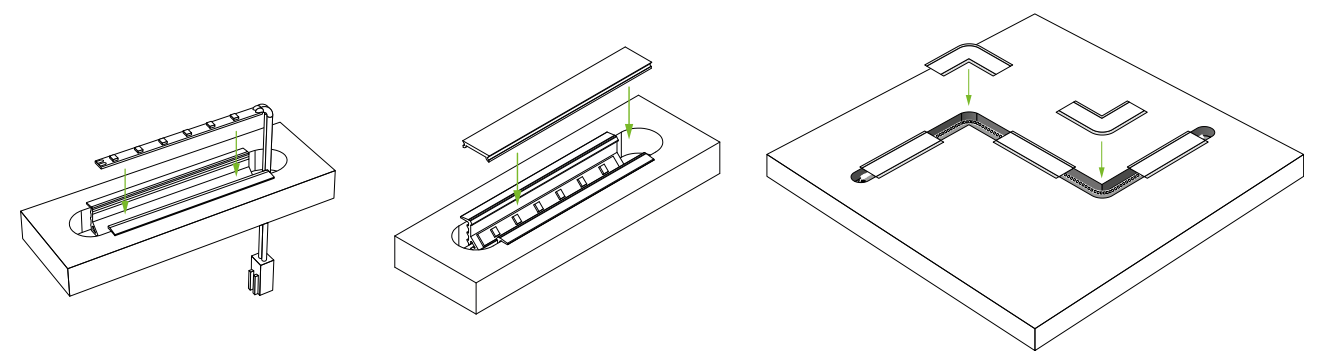
- Designed specifically for the 3.5mm wide Neutron flexible strip - part of the Nano-Lines range of super slim lights and profiles
- An incredibly thin, diffused profile that produces an even spread of light with no visible LED points from the flexible strip
- Suitable for a range of applications in the kitchen and bedroom including wardrobes and cupboards
- The flexible strip mounting platform is angled to enable the flexible strip to extend round corners when paired with the Blaze corner connectors
- Fully diffused corner connectors result in a fully illuminated light circuit with no dark corners
- Simple push-fit installation
- Wide wings cover any router imperfections
- Can be cut to size
- Supplied with one set of end caps (additional end caps sold separately)
- 1.5m length supplied with 2 mounting brackets and 2.5m length supplied with 4 mounting brackets (additional mounting brackets sold separately)

Blaze - Slim Recessed Profile

| CODE | DESCRIPTION | LENGTH |
|----------|--------------------------|--------|
| SE182720 | Profile & End Caps (L&R) | 1500mm |
| SE182820 | Profile & End Caps (L&R) | 2500mm |

sensio

Application

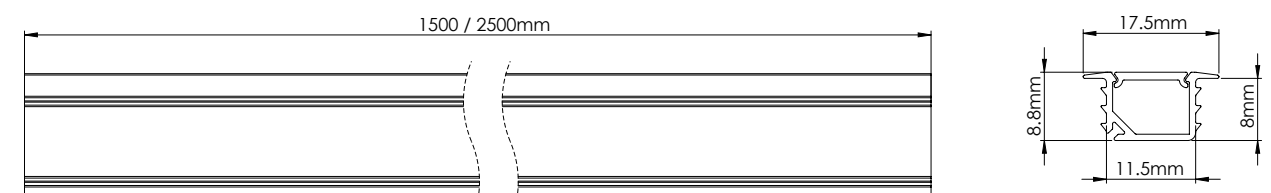


The Blaze profile sits into a pre-routed channel, with the strip's power cable concealed by feeding through behind the surface.

Simply click the diffused cover into place, creating a seamless line of light along the surface.

Use the additional corner accessories to create unique channel paths and guide the light around corners.

Dimensions



Cables, Connectors & Accessories

| CODE | DESCRIPTION |
|----------|---------------------------------|
| SE986950 | Blaze Internal Corner Connector |
| SE985980 | Blaze External Corner Connector |
| SE984950 | Blaze End Cap Kit (L&R) |



SE986950
Internal
Corner
Connector



SE985980
External
Corner
Connector



SE984950
End Cap Kit



ACCENT PLINTH PROFILE



Registered Design Right - 6077029

- Designed for mounting flexible strip lighting along plinth boards
- Features an internal angled flexible strip mounting platform enabling the strip to extend around corners when paired with the corner connectors resulting in a fully illuminated light circuit with no dark corners
- The angled flexible strip mounting platform ensures the diffusion of individual LED points, as well being removable for ease of installation and serviceability
- Part of the Micro-Lines range exclusively designed for flexible strips 5mm in width or below
- Fits 16-18mm plinth boards
- Can be cut to size

Compatible with the Ion 5 or
Neutron Flexible Strip



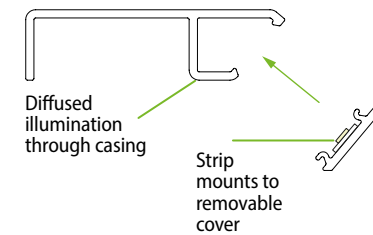
Accent - Plinth Profile

| CODE | DESCRIPTION | LENGTH |
|----------|--|--------|
| SE185700 | Profile, Mounting Bracket & End Caps (L&R) | 1500mm |
| SE185800 | Profile, Mounting Bracket & End Caps (L&R) | 2500mm |

sensio

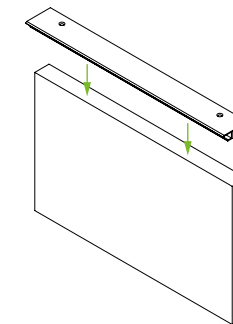
Application

1. Plinth top design



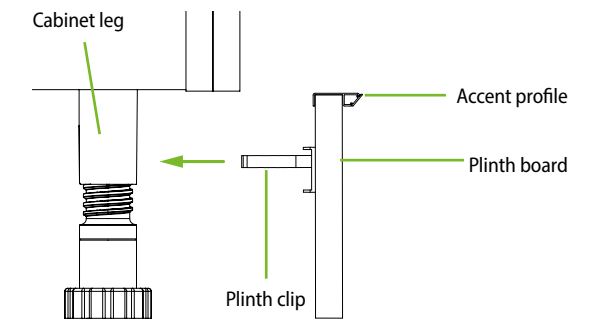
The Accent provides a discreet and fully diffused solution to mount a micro LED flexible strip to the plinth board, with a simple push fit design

2. Fit the Accent atop the plinth



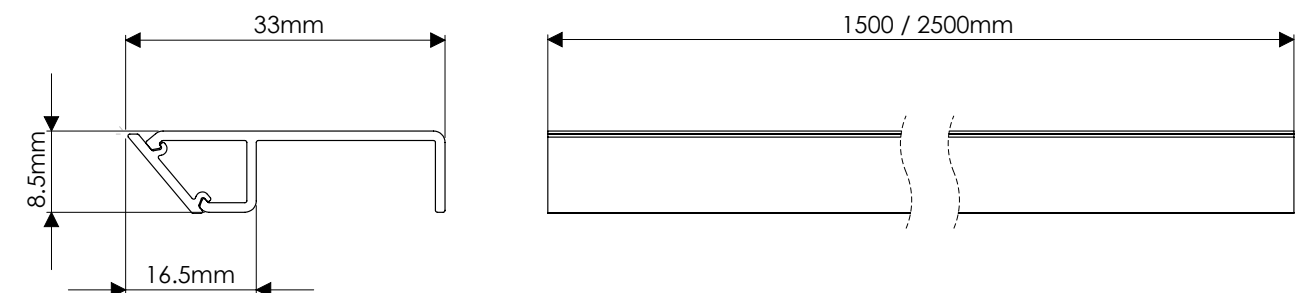
Mount the profile by pushing the U-shaped section over the top of the plinth board. Connectors are available to extend the light around corners.

3. Attach the Plinth



Clip the plinth board into position under the base units.

Dimensions



Cables, Connectors & Accessories

| CODE | DESCRIPTION |
|----------|----------------------------------|
| SE995950 | Accent Internal Corner Connector |
| SE994950 | Accent External Corner Connector |
| SE996950 | Accent Installation Aid |
| SE993950 | Accent End Caps |



SE995950
Internal
Corner
Connector



SE994950
External
Corner
Connector



SE996950
Installation
Aid



SE993950
End Caps



ADAPT CORNER & DRAWER PROFILE



Registered Design Right - 6077033

- A corner profile perfect for installation under cabinets, shelves or inside larder units or drawers
- Part of the Micro-Lines range of profiles which have been designed for flexible strips that are 5mm in width or below
- Features an innovative living hinge allowing the two parts of the profile to stay attached when the flexible strip is installed and making it simple to clip the two sections back together
- Fully diffused resulting in an even spread of light with no visible LED points from the flexible strip
- Can be cut to size

Compatible with the Ion 5 or
Neutron Flexible Strip

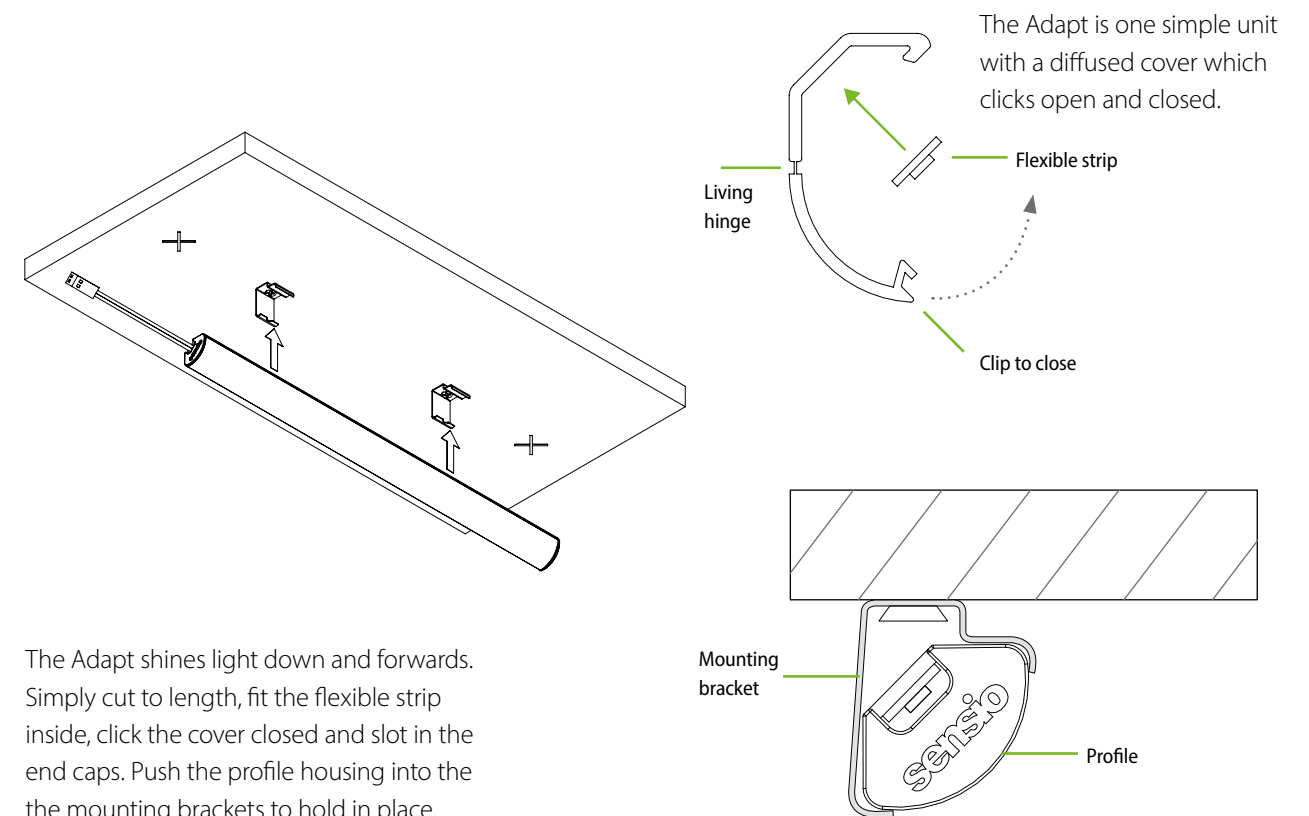


Adapt - Corner & Drawer Profile


| CODE | DESCRIPTION | LENGTH |
|----------|--|--------|
| SE186790 | Profile, Mounting Bracket & End Caps (L&R) | 1500mm |
| SE186890 | Profile, Mounting Bracket & End Caps (L&R) | 2500mm |

sensio

Application



Dimensions



Cables, Connectors & Accessories

| CODE | DESCRIPTION |
|----------|--------------------------------|
| SE997950 | Adapt Mounting Brackets |
| SE999950 | Adapt End Caps (L&R) |
| SE998950 | Adapt Drawer Mounting Brackets |



SE999950
End Caps
(L&R)



SE997950
Mounting
Brackets



SE998950
Drawer
Mounting
Brackets

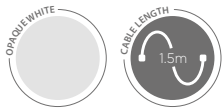
**Flanagan
Fittings**



GLOW GLASS SHELF CLIP PROFILE

Registered Design Right - 6077032

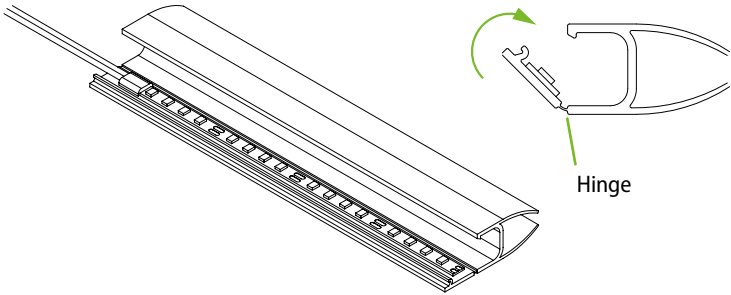
- An inconspicuous solution to transform the appearance and functionality of feature cabinets as well as practical convenience lighting to locate items in a cupboards
- Part of the Micro-Lines range of profiles which have been designed for flexible strips that are 5mm in width or below
- Emits relaxing mood lighting that flows out into the kitchen when used on glass feature shelves
- Features an innovative living hinge allowing the two parts of the profile to stay attached when the flexible strip is installed and making it simple to clip the two sections back together
- Can be cut to size
- Fits 4-8mm glass shelves
- Attaches to the back of the shelf with a simple push-fit



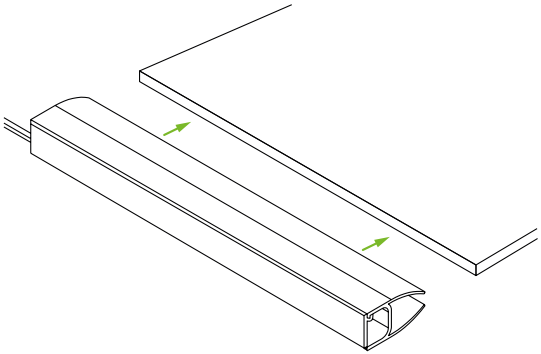
Compatible with the Ion 5 or
Neutron Flexible Strip

Application

Apply the flexible LED strip to the rear flap on the Glow profile, which then simply folds to click shut - positioning the light shining directly forward through glass shelving.

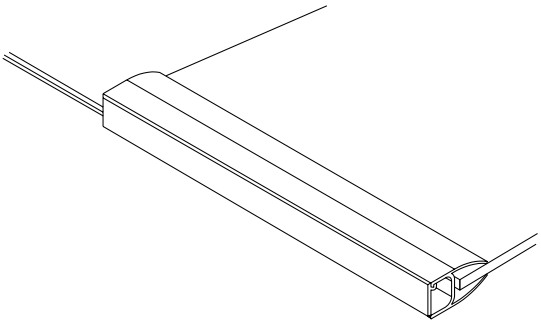
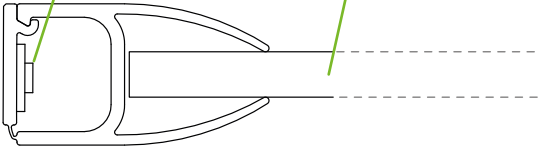


The front of the profile features a flexible grip to fit shelving from 4-8mm thick. Simply slot the Glow profile onto the back of the shelf.

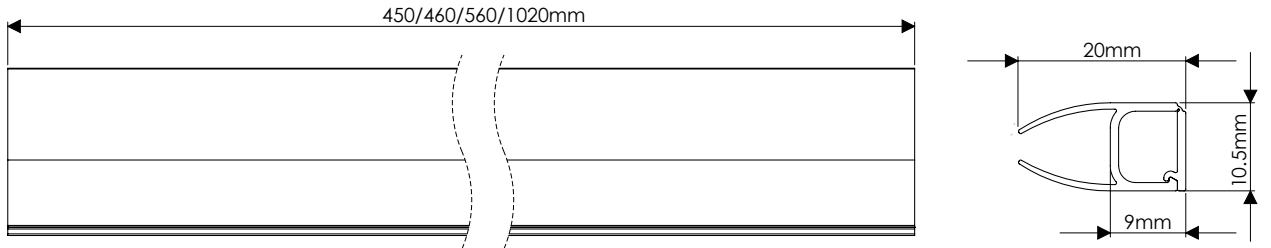


Flexible strip (not included)

Glass shelf




Dimensions



Glow - Glass Shelf Clip Profile

| CODE | DESCRIPTION | LENGTH |
|----------|--------------------|--------|
| SE190790 | Shelf Clip Profile | 1000mm |



VECTOR SLIM HANDLELESS PROFILE



Registered Design Right - 6077023

- The ideal lighting solution for contemporary handleless kitchens
- Subtle and unobtrusive whilst emitting a powerful source of mood lighting
- Part of the Micro-Lines range of profiles which have been designed for flexible strips that are 5mm in width or below
- Provides protection of the flexible strip light when hands go to open drawers and cupboards
- Features an angled light source that guarantees the diffusion of individual LED points
- Removable strip mounting plate for ease of installation and serviceability
- Fully diffused corner connectors result in a fully illuminated light circuit with no dark corners
- Can be cut to size
- Attaches inside the handlesless channel with VHB tape

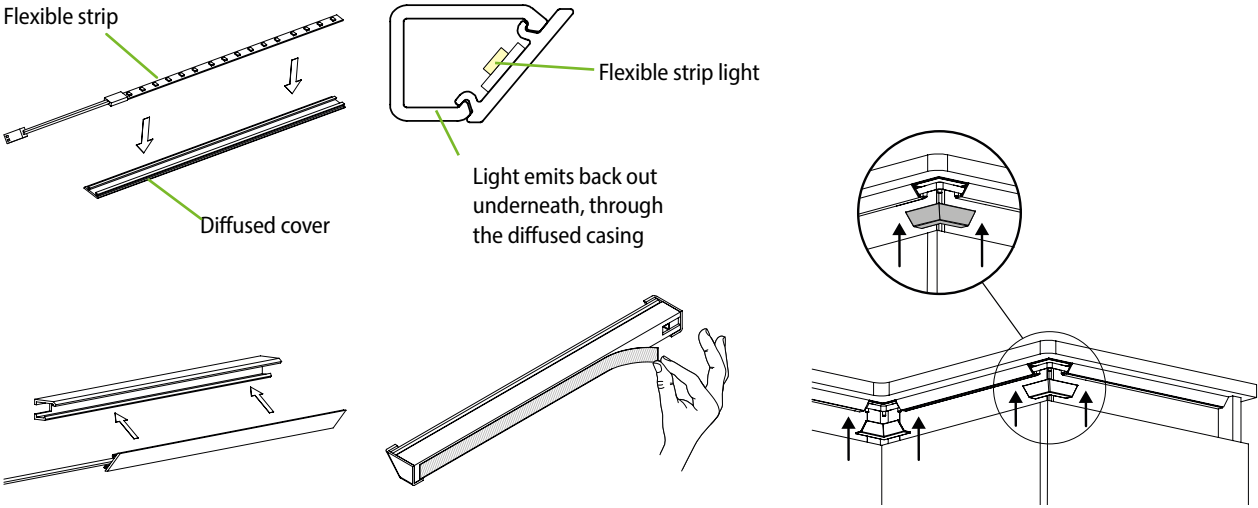
Compatible with the Ion 5 or
Neutron Flexible Strip



Vector - Slim Handleless Profile

| CODE | DESCRIPTION | LENGTH |
|----------|--------------------------|--------|
| SE181700 | Profile & End Caps (L&R) | 1500mm |
| SE181800 | Profile & End Caps (L&R) | 2500mm |

Installation

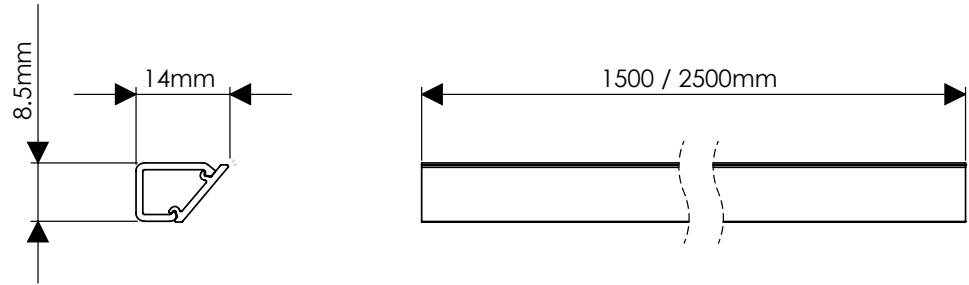


The small form factor of the Vector profile discreetly installs under the worktop edge. Apply a flexible LED strip along the removable panel then click back into place.

Installation is simple peel and stick with the pre-applied high bond backing tape.

Build the lighting run using the additional range of corner accessories available to guide continuous illumination around the edge of units.

Dimensions



Cables, Connectors & Accessories

| CODE | DESCRIPTION |
|----------|----------------------------------|
| SE982950 | Vector Internal Corner Connector |
| SE981950 | Vector External Corner Connector |
| SE983950 | Vector Installation Aid |
| SE993950 | Vector End Caps |

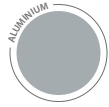





ADORN WOOD SHELF CLIP PROFILE

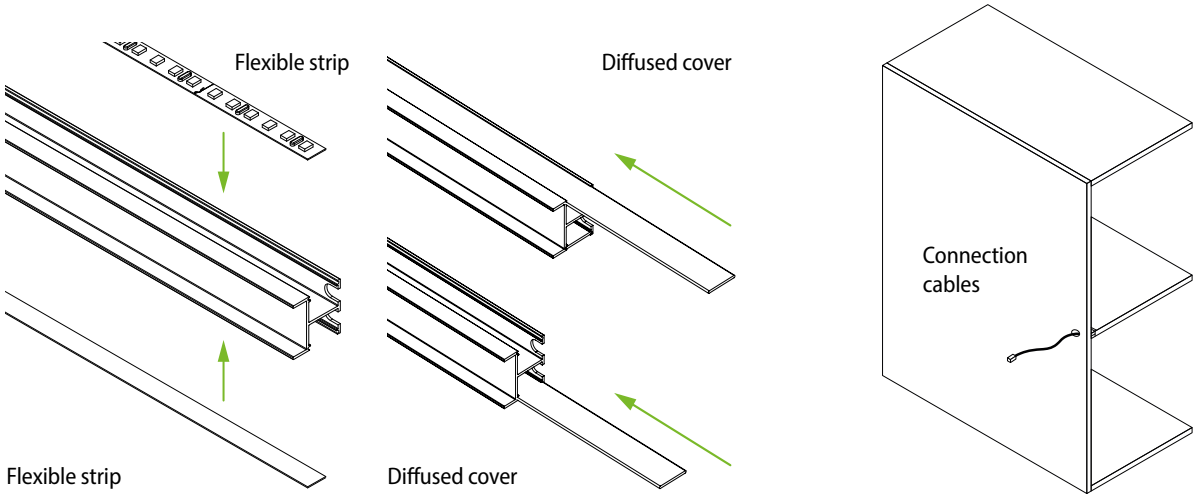
Registered Design Right - 6077040

- A discreet profile that clips on to the back of an internal cupboard shelf
- Features upwards and downwards facing light sources to illuminate the cupboard
- Part of the Universal range of profiles which are compatible with any of the Sensio flexible strip range
- Features a U-shaped channel that clips around wooden shelves
- Fits 18mm wooden shelves
- Can be cut to size
- Attaches to the shelf with a simple push-fit



Compatible with all flexible strips

Application

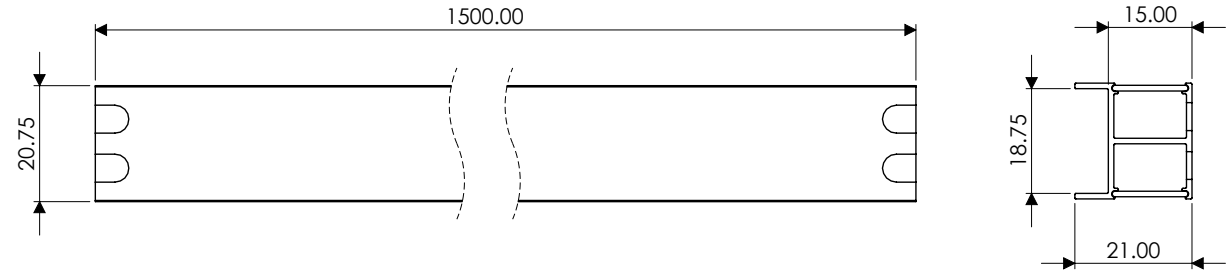


Illuminate both above and below the shelf. Simply lay separate lengths of the flexible LED strip into either side of the dual channel design.

The diffused covers slide into place over each channel to provide symmetrical, even lighting up and down the back of the cabinet.

Discreetly power the flexible strips by passing the connection cables through the back of the cabinet and concealing a slimline Titan driver behind. (see p182 for our guide to selecting a driver)

Dimensions

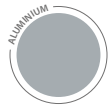


Adorn - Wood Shelf Clip Profile

| CODE | DESCRIPTION | LENGTH |
|----------|--------------------|--------|
| SE190720 | Shelf Clip Profile | 1000mm |



BEAM ANGLED PROFILE



Compatible with all flexible strips

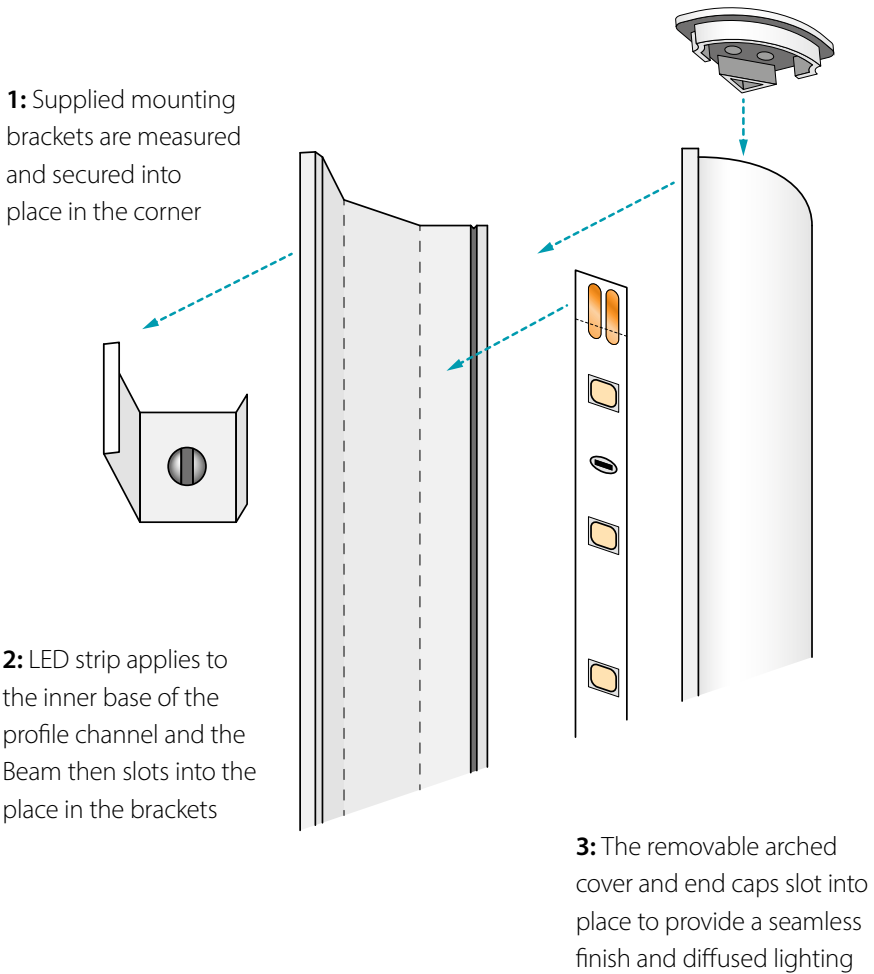


Beam - Angled Profile

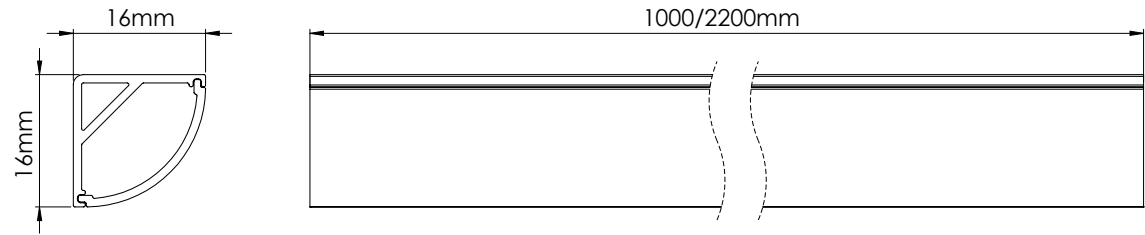
| CODE | DESCRIPTION | LENGTH |
|----------|--|--------|
| SE982120 | Profile, Mounting Bracket & End Caps (L&R) | 1000mm |
| SE982220 | Profile, Mounting Bracket & End Caps (L&R) | 2200mm |



Application



Dimensions



Cables, Connectors & Accessories

| CODE | DESCRIPTION |
|------------|---------------------------|
| SE983050.1 | Beam End Cap Set |
| SE984050.1 | Beam Mounting Bracket Set |




SE983050.1
End Cap Set

SE984050.1
Mounting
Bracket Set






FINO SURFACE MOUNTED PROFILE



Compatible with all flexible strips



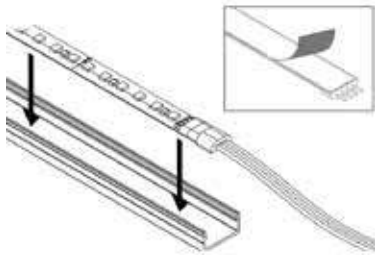
- Perfect for use inside cabinets, larders or wardrobes
- Part of the Universal range of profiles which are compatible with any of the Sensio flexible strip range
- Opal PC cover to diffuse the LED points
- Simple surface mounted application
- Mounting brackets and end caps supplied with each profile (2 brackets with the 1000mm and 4 with the 2000mm)
- Additional mounting brackets and end caps sold separately
- Available in both an aluminium and a black finish

Fino - Surface Mounted Profile

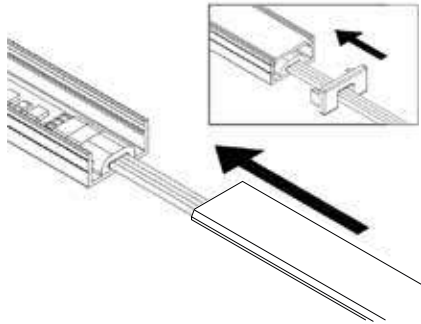
| CODE | DESCRIPTION | LENGTH |
|----------|---|--------|
| SE981120 | Aluminium Profile, Mounting Brackets & End Caps (L&R) | 1000mm |
| SE981180 | Black Profile, Mounting Brackets & End Caps (L&R) | 1000mm |
| SE981220 | Aluminium Profile, Mounting Brackets & End Caps (L&R) | 2000mm |
| SE981280 | Black Profile, Mounting Brackets & End Caps (L&R) | 2000mm |



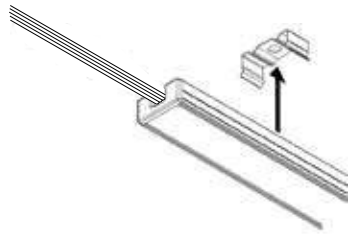
Application



1: The felxible strip is applied into the base of the Fino.



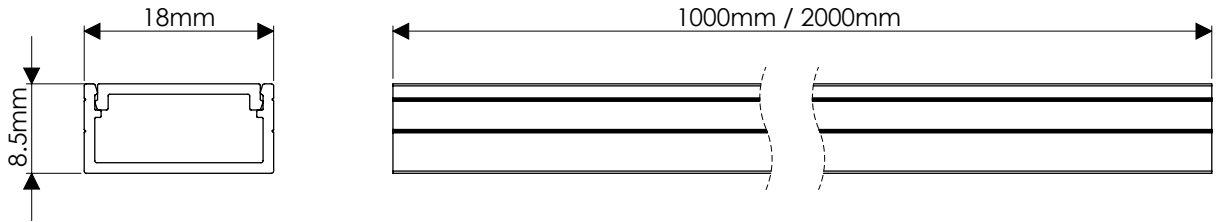
2: The diffused cover and end caps simply slot into place.



3: The mounting brackets are secured to the surface where the profile is to be installed and then the Fino simply pushes into the brackets to secure.

NB: Consider the location of the driver and connecting lead powering the strip inside. See p182 for our Titan driver range.

Dimensions



Cables, Connectors & Accessories

| CODE | DESCRIPTION |
|----------|----------------------------|
| SE982050 | Fino Aluminium End Cap Set |
| SE982080 | Fino Black End Cap Set |
| SE981050 | Fino Mounting Bracket Set |



SE982050
Aluminium
End Cap Set



SE982080
Black
End Cap Set



SE981050
Mounting
Bracket Set



LINIA RECESSED PROFILE



- Perfect for use inside cabinets, larders or wardrobes providing a flush fit for a minimalist finish
- Part of the Universal range of profiles which are compatible with any of the Sensio flexible strip range
- End caps protrude to fill the gap in furniture when cut with a router for neat finish
- Small wings cover any imperfections in the routed edge
- End caps supplied with each profile (2 with the 1000mm, 4 with the 2200mm)
- Can be cut to size
- Additional end caps sold seperately
- Available in both aluminium and black finishes

Compatible with all flexible strips

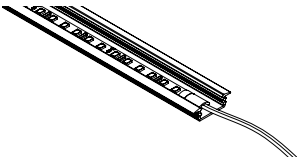


Linia - Recessed Profile

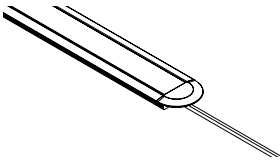
| CODE | DESCRIPTION | FINISH | LENGTH |
|----------|--------------------------|-----------|--------|
| SE980120 | Profile & End Caps (L&R) | Aluminium | 1000mm |
| SE980220 | Profile & End Caps (L&R) | Aluminium | 2200mm |
| SE980180 | Profile & End Caps (L&R) | Black | 1000mm |
| SE980280 | Profile & End Caps (L&R) | Black | 2200mm |

sensio

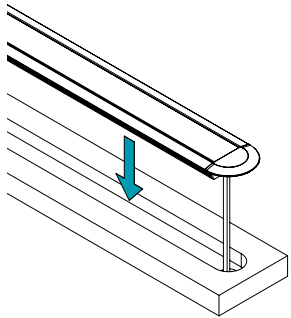
Application



Step 1: Cut the flexible strip to length, then secure it to the base of the profile

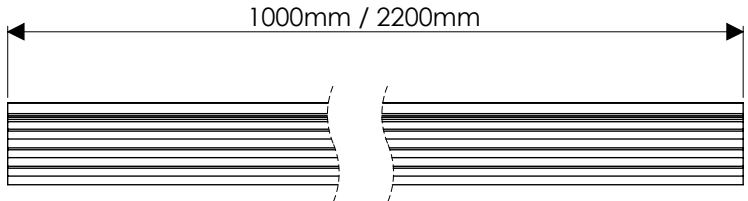
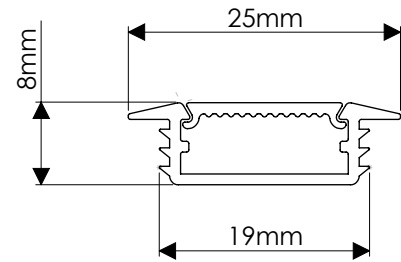


Step 2: Slide in the diffused cover and attach the end caps



Step 3: Lay the Linia into a pre-routed channel, sitting flush to the surface

Dimensions



Cables, Connectors & Accessories

| CODE | DESCRIPTION |
|----------|--------------------------|
| SE980920 | Linia Silver End Cap Set |
| SE980980 | Linia Black End Cap Set |



SE980920
Silver End
Caps (L&R)



SE980980
Black End
Caps (L&R)



CONTOUR UNDER WORKTOP HANDLELESS PROFILE

Registered Design Right - 6037414

- Designed to sit just below the lip of the worktop to illuminate the handleless channel
- Provides protection of the flexible strip light when hands go to open drawers and cupboards
- Produces an even spread of light with no visible LED points from the flexible strip
- Part of the Universal range of profiles which are compatible with any of the Sensio flexible strip range
- Corner connectors and additional end caps sold separately

Compatible with all flexible strips



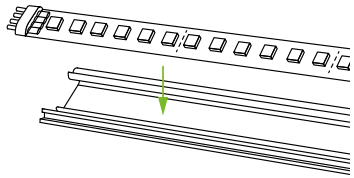
Contour - Under Worktop Handleless Profile

| CODE | DESCRIPTION | LENGTH |
|---------|--------------------------|--------|
| SE98210 | Profile & End Caps (L&R) | 1500mm |
| SE98220 | Profile & End Caps (L&R) | 2500mm |

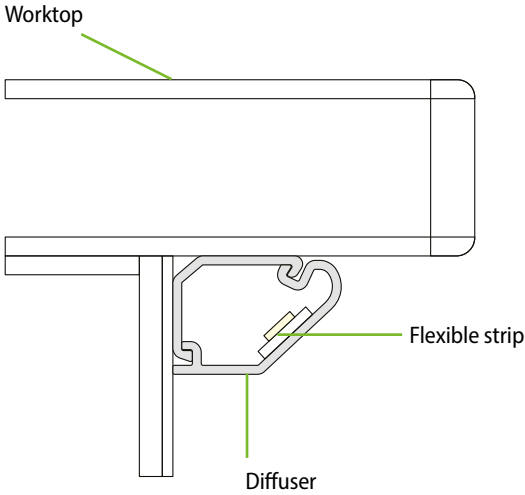
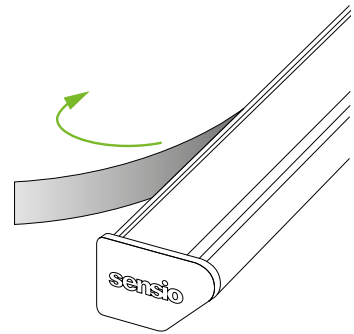


Application

The front panel of the Contour removes to allow the easy installation of the flexible strip.

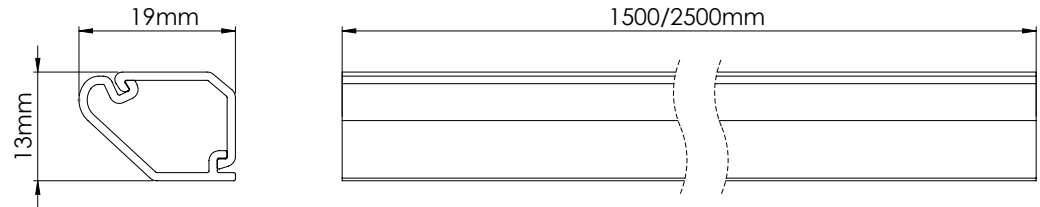


The profile mounts into place with a simple peel and stick using the pre-applied, high bond adhesive backing.



Light from the flexible LED strip is emitted inside the profile and then reflected down through diffused lower panel, eliminating the visibility of LED dots and providing a soft continuous glow.

Dimensions



Cables, Connectors & Accessories

| CODE | DESCRIPTION |
|---------|-----------------------------------|
| SE97890 | Contour Internal Corner Connector |
| SE97990 | Contour External Corner Connector |
| SE97790 | Silver Contour End Cap Set |



SE97890
Internal Corner Connector



SE97990
External Corner Connector



SE97790
End Cap Set

UNDER CABINET SPOT LIGHTING



- Ensures the kitchen becomes a more effective working space for everyday tasks such as food preparation
- Typically positioned under wall units to illuminate worktops
- Variety of shapes, sizes and finishes offer the opportunity to make a feature of the lighting and compliment the design of the kitchen





FUSION
LED UNDER CABINET LIGHT

- Stylish, slimline design
- Removable magnetic bezel conceals fixings for a sleek finish
- Innovative etched design completely diffuses light - no visible dots
- Superb, diffused light output – CRI : 90
- Ideal for under cabinet lighting
- Simple to install
- Compatible with Sensio switches, single-colour receiver and dimmable driver
- Available in natural white making it ideal for a range of kitchen styles
- Kits supplied with a pre-wired, 13A 3pin plug and driver

The Fusion is a part of the Series 1 range

- Minimum Order Quantity (MOQ) of 20 units applies
- For further information on the Series 1 family see p18 or contact us for more details

Fusion LED Under Cabinet Light - Natural White (4000K)

| CODE | WATTAGE | VOLTAGE | QTY | LUMENS | DRIVER |
|-----------|---------|---------|-----|--------|--------------|
| SE11590N0 | 4.8 W | 24V | 1 | 310 lm | Required |
| SE11590N3 | 14.4 W | 24V | 3 | 310 lm | 15W Included |

Cables, Connectors & Accessories

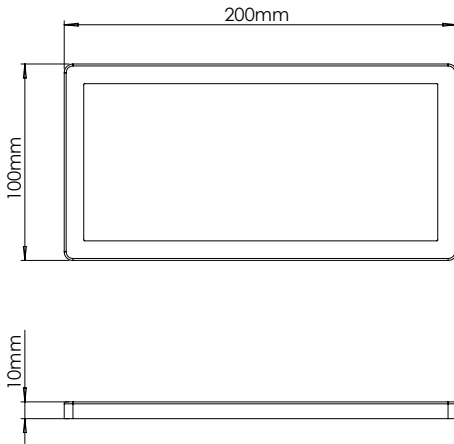
| CODE | DESCRIPTION |
|--------|----------------------|
| SE9009 | 2.5m Extension Cable |



SE9009



Dimensions



PLAZA
LED SQUARE UNDER CABINET LIGHT

- Stylish, slimline design
- Removable magnetic stainless steel bezel conceals fixings for a sleek finish
- Innovative etched design completely diffuses light - no visible LED dots
- Superb, diffused light output – CRI : 90
- Ideal for under cabinet lighting
- Simple to install
- Compatible with Sensio switches, single-colour receiver and dimmable driver
- Available in natural white making it ideal for a range of kitchen styles
- Kits supplied with a pre-wired, 13A 3pin plug and driver

The Plaza is a part of the Series 1 range

- Minimum Order Quantity (MOQ) of 20 units applies
- For further information on the Series 1 family see p18 or contact us for more details

Plaza LED Under Cabinet Light - Natural White (4000K)

| CODE | WATTAGE | VOLTAGE | QTY | LUMENS | DRIVER |
|-----------|---------|---------|-----|--------|--------------|
| SE11090N0 | 3.6 W | 24V | 1 | 250 lm | Required |
| SE11090N3 | 10.8 W | 24V | 3 | 250 lm | 15W Included |

Cables, Connectors & Accessories

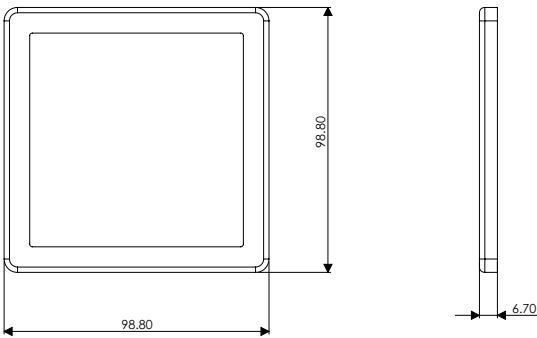
| CODE | DESCRIPTION |
|--------|----------------------|
| SE9009 | 2.5m Extension Cable |



SE9009



Dimensions





SERIES

SOLO LED UNDER CABINET LIGHT



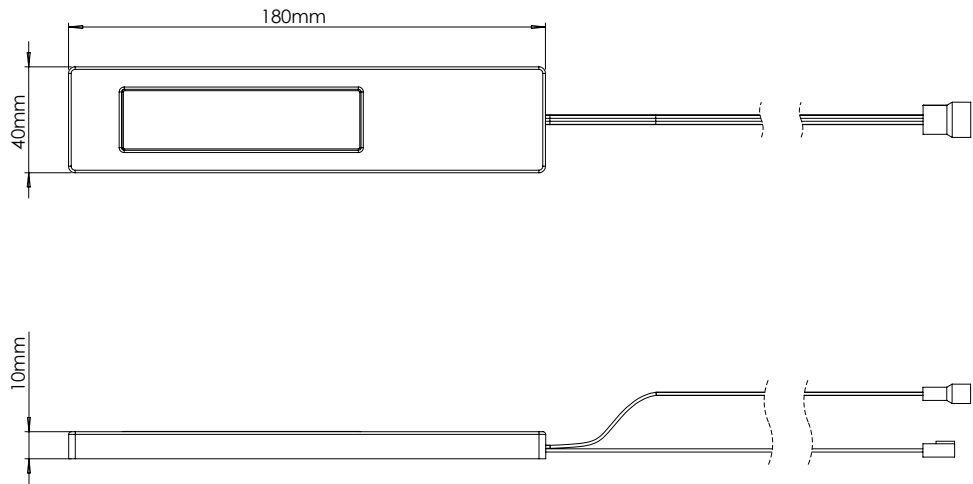
- Stylish, slimline design
- Removable magnetic bezel conceals fixings for a sleek finish
- Innovative etched design completely diffuses light - no visible dots
- Superb, diffused light output – CRI : 90
- Ideal for under cabinet lighting
- Simple to install
- Compatible with Sensio switches, single-colour receiver and dimmable driver
- Available in natural white making it ideal for a range of kitchen styles
- Kits supplied with a pre-wired, 13A 3pin plug and driver



The Fusion is a part of the Series 1 range

- Minimum Order Quantity (MOQ) of 20 units applies
- For further information on the Series 1 family see p18 or contact us for more details

Dimensions



Magnetic bezel slots over the light, concealing fixings and providing a seamless finish.

Solo LED Under Cabinet Light - Natural White (4000K)

| CODE | WATTAGE | VOLTAGE | QTY | LUMENS | DRIVER |
|-----------|---------|---------|-----|--------|--------------|
| SE11192N0 | 2.5 W | 24V | 1 | 180 lm | Required |
| SE11192N3 | 7.5 W | 24V | 3 | 180 lm | 15W Included |

Cables, Connectors & Accessories

| CODE | DESCRIPTION |
|--------|----------------------|
| SE9009 | 2.5m Extension Cable |



SE9009



VELOS
LED UNDER CABINET LIGHT




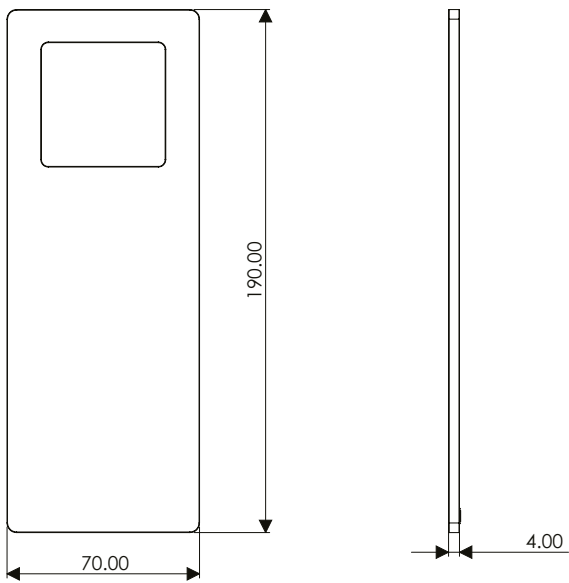
- Super slimline design
- Brushed aluminium finish
- Magnetic mounting plate conceals fixings for a clean finish
- Ideal for under cabinet lighting
- Elongated design allows for vast spread of light across the worktop
- Suberb light output
- Wide, 120° beam angle eliminates dark areas
- Simple to install
- Compatible with Sensio switches, single-colour receivers and dimmable drivers
- Available in natural white making it ideal for a range of kitchen styles
- Kits supplied with a pre-wired, 13A 3pin plug and driver



The Velos is a part of the Series 1 range

- Minimum Order Quantity (MOQ) of 20 units applies
- For further information on the Series 1 family see p18 or contact us for more details

Dimensions



Velos LED Under Cabinet Light - Natural White (4000K)

| CODE | WATTAGE | VOLTAGE | QTY | LUMENS | DRIVER |
|-----------|---------|---------|-----|--------|--------------|
| SE11092N0 | 4.8 W | 24V | 1 | 290 lm | Required |
| SE11092N3 | 14.4 W | 24V | 1 | 290 lm | 15W Included |

Cables, Connectors & Accessories

| CODE | DESCRIPTION |
|--------|----------------------|
| SE9009 | 2.5m Extension Cable |



SE9009
2.5m
Extension cable

Recessed

ZETA
LED SURFACE/RECESSED SPOT LIGHT





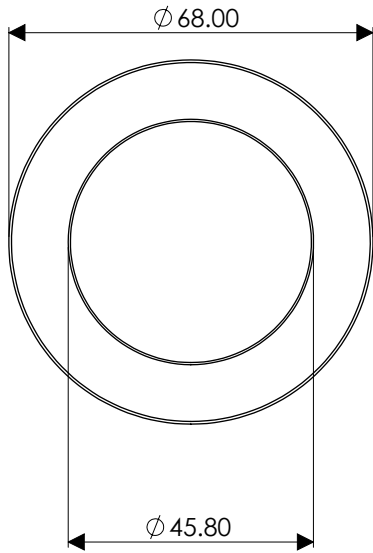
- Compact, stylish appearance
- Supplied with removable collar to allow for either a surface mounted or recessed finish
- Diffused light - no visible dots
- Stainless steel finish
- Ideal for under cabinet or in cabinet feature lighting
- Easy to install
- Compatible with Sensio switches, single-colour receivers and dimmable drivers
- Available in natural white making it ideal for a range of kitchen styles
- Kits supplied with a pre-wired, 13A 3pin plug and driver

The Zeta is a part of the Series 1 range

- Minimum Order Quantity (MOQ) of 20 units applies
- For further information on the Series 1 family see p18 or contact us for more details



Dimensions



Quick connect installation

Zeta LED Under Cabinet Light - **Natural White (4000K)**

| CODE | WATTAGE | VOLTAGE | QTY | LUMENS | DRIVER |
|-----------|---------|---------|-----|--------|-------------|
| SE11190N0 | 2 W | 24V | 1 | 180 lm | Required |
| SE11190N3 | 6 W | 24V | 3 | 180 lm | 6W Included |

Cables, Connectors & Accessories

| CODE | DESCRIPTION |
|--------|----------------------|
| SE9009 | 2.5m Extension Cable |



SE9009
2.5m
Extension cable

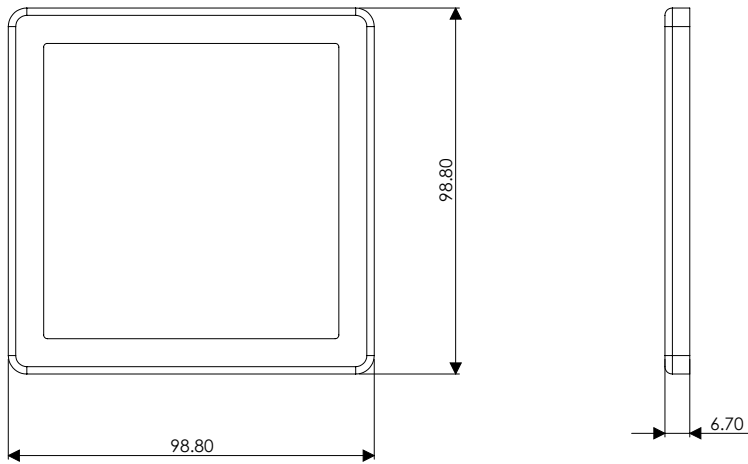


ARCADE
LED SPOT LIGHT WITH
INTERCHANGEABLE BEZELS



- A contemporary, slimline, under cabinet spot light
- Adapts to suit multiple kitchen designs with the three coloured bezels supplied - black, white and stainless steel to easily select and change the look of the fitting
- Simple to install
- Removable, magnetic bezel conceals fixings for a sleek finish
- Innovative etched design completely diffuses light – no visible LED dots
- Superb lumen output for a flood of light
- Compatible with Sensio switches, single-colour receiver and dimmable driver

Dimensions



Arcade LED Spot Light - **Cool White (5000K)**

| CODE | WATTAGE | VOLTAGE | QTY | LUMENS | DRIVER |
|-----------|---------|---------|-----|--------|--------------|
| SE11095C0 | 3.6 W | 24V | 1 | 250 lm | Required |
| SE11095C3 | 10.8 W | 24V | 3 | 250 lm | 15W Included |

Arcade LED Spot Light - **Warm White (3000K)**

| CODE | WATTAGE | VOLTAGE | QTY | LUMENS | DRIVER |
|-----------|---------|---------|-----|--------|--------------|
| SE11095W0 | 3.6 W | 24V | 1 | 250 lm | Required |
| SE11095W3 | 10.8 W | 24V | 3 | 250 lm | 15W Included |

Cables, Connectors & Accessories


| CODE | DESCRIPTION |
|--------|----------------------|
| SE9009 | 2.5m Extension Cable |




SE9009
2.5m
Extension cable




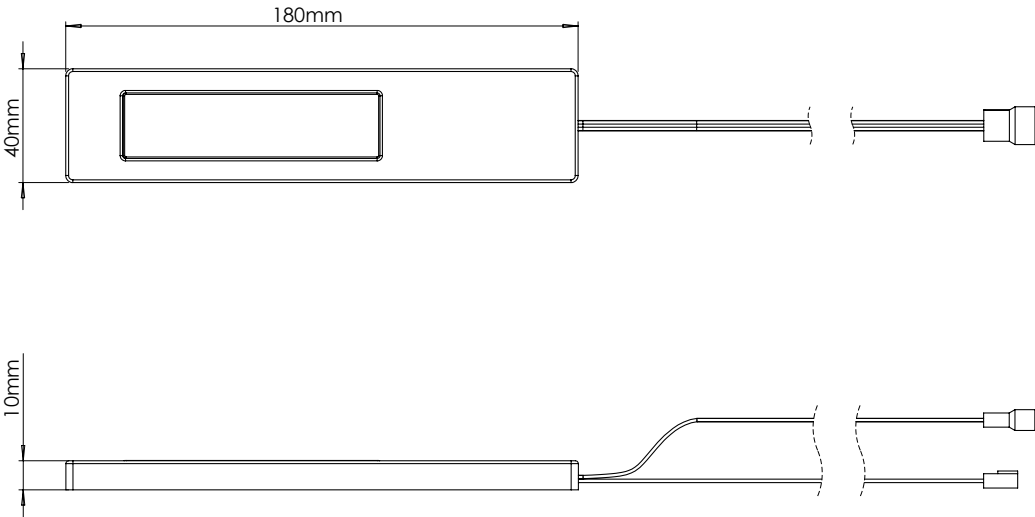
ARK
LED UNDER CABINET LIGHT



- An elongated design offers a vast spread of light across worktops
- Fully diffused lens - no visible LED dots
- High number of LEDs for bright light output
- Easy installation using daisy chaining to fit multiple lights into one area
- Removable magnetic bezel conceals fixings for a sleek finish
- Compatible with Sensio switches, single-colour receiver and dimmable driver



Dimensions



Magnetic bezel slots over the light, concealing fixings and providing a seamless finish.

Ark LED Under Cabinet Light - **Cool White (5000K)**

| CODE | WATTAGE | VOLTAGE | QTY | LUMENS | DRIVER |
|-----------|---------|---------|-----|--------|--------------|
| SE11192C0 | 2.5 W | 24V | 1 | 180 lm | Required |
| SE11192C3 | 7.5 W | 24V | 3 | 180 lm | 15W Included |

Ark LED Under Cabinet Light - **Warm White (3000K)**

| CODE | WATTAGE | VOLTAGE | QTY | LUMENS | DRIVER |
|-----------|---------|---------|-----|--------|--------------|
| SE11192W0 | 2.5 W | 24V | 1 | 180 lm | Required |
| SE11192W3 | 7.5 W | 24V | 3 | 180 lm | 15W Included |

Cables, Connectors & Accessories

| CODE | DESCRIPTION |
|--------|----------------------|
| SE9009 | 2.5m Extension Cable |



SE9009
2.5m
Extension cable



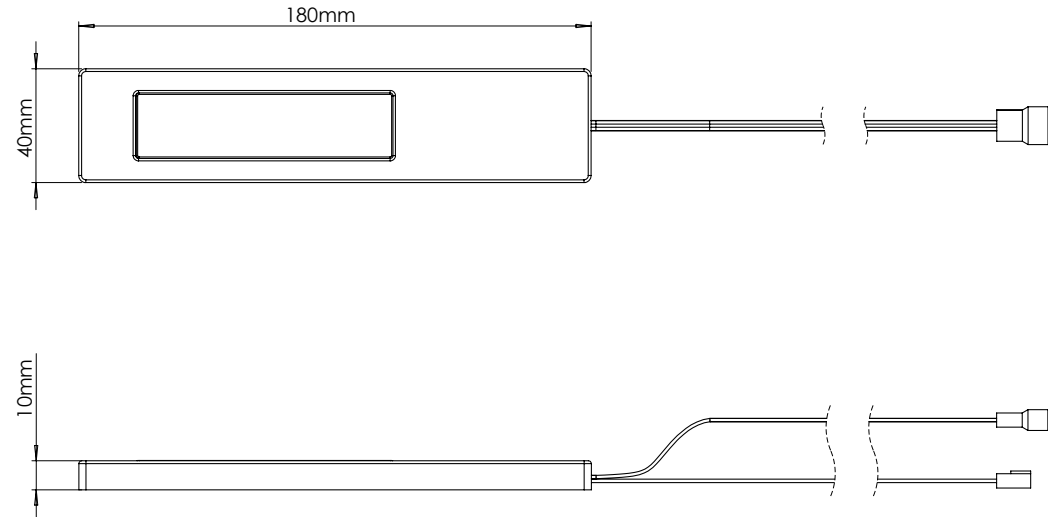
ARK TRIOTONE™
LED UNDER CABINET LIGHT



- An elongated design offers a vast spread of light across worktop
- TrioTone™ technology allows you to select cool white, natural white or warm white with a flick of the switch , concealed under the front bezel (find out more on p12)
- Magnetic mounting plate conceals fixings for a clean finish
- Fully diffused lens - no visible dots
- High number of LEDs for bright light output – CRI : 90
- Removable magnetic bezel conceals fixings for a sleek finish
- Easy installation using daisy chaining to fit multiple lights into one area
- Compatible with Sensio switches, single-colour receiver and dimmable driver



Dimensions



Magnetic bezel provides simple installation and conceals fixings for a seamless finish



TrioTone™ switch - a simple slider located on the side of the main light unit (magnetic bezel removed)

Ark TrioTone™ LED Under Cabinet Light - (3000K, 4000K, 5000K)

| CODE | WATTAGE | VOLTAGE | QTY | LUMENS | DRIVER |
|-----------|---------|---------|-----|------------|--------------|
| SE11192T0 | 2.5 W | 24V | 1 | 160-180 lm | Required |
| SE11192T3 | 7.5 W | 24V | 3 | 160-180 lm | 15W Included |

Cables, Connectors & Accessories

| CODE | DESCRIPTION |
|--------|----------------------|
| SE9009 | 2.5m Extension Cable |




SE9009
2.5m
Extension cable


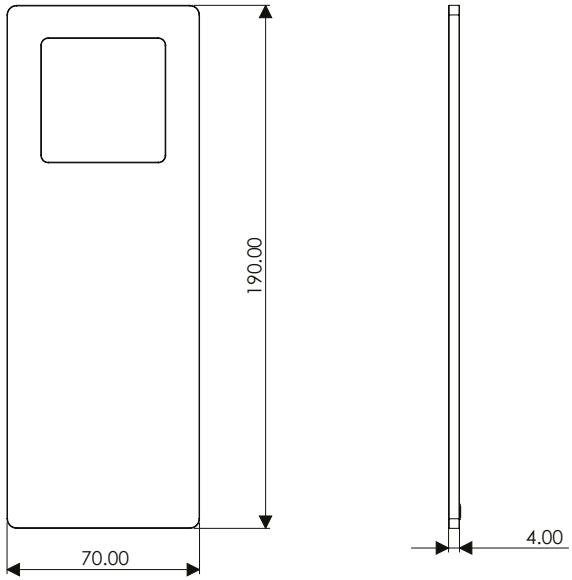


ASTRO TRIOTONE™
LED UNDER CABINET LIGHT

- Super slimline design
- Brushed aluminium, black or brass finish
- Magnetic mounting plate installation conceals fixings for a clean finish
- Ideal for under cabinet lighting
- TrioTone™ technology allows you to select cool white, natural white or warm white with a flick of the switch on the back fitting (find out more on p12)
- Elongated design allows for vast spread of light across the worktop
- Suberb light output – CRI : 90
- Wide, 120° beam angle eliminates dark areas
- Simple to install
- Compatible with Sensio switches, single-colour receiver and dimmable driver



Dimensions



Astro TrioTone™ Led Under Cabinet Light - (3000K, 4000K, 5000K)

| CODE | FINISH | WATTAGE | VOLTAGE | QTY | LUMENS | DRIVER |
|-----------|-------------------|---------|---------|-----|------------|--------------|
| SE11190T0 | Brushed Aluminium | 4.8 W | 24V | 1 | 280-300 lm | Required |
| SE11190T3 | Brushed Aluminium | 14.4 W | 24V | 3 | 280-300 lm | 15W Included |
| SE11198T0 | Black | 4.8 W | 24V | 1 | 280-300 lm | Required |
| SE11198T3 | Black | 14.4 W | 24V | 3 | 280-300 lm | 15W Included |
| SE11197T0 | Brass | 4.8 W | 24V | 1 | 280-300 lm | Required |
| SE11197T3 | Brass | 14.4 W | 24V | 1 | 280-300 lm | 15W Included |

Cables, Connectors & Accessories

| CODE | DESCRIPTION |
|--------|----------------------|
| SE9009 | 2.5m Extension Cable |



SE9009
2.5m
Extension cable



HYPE

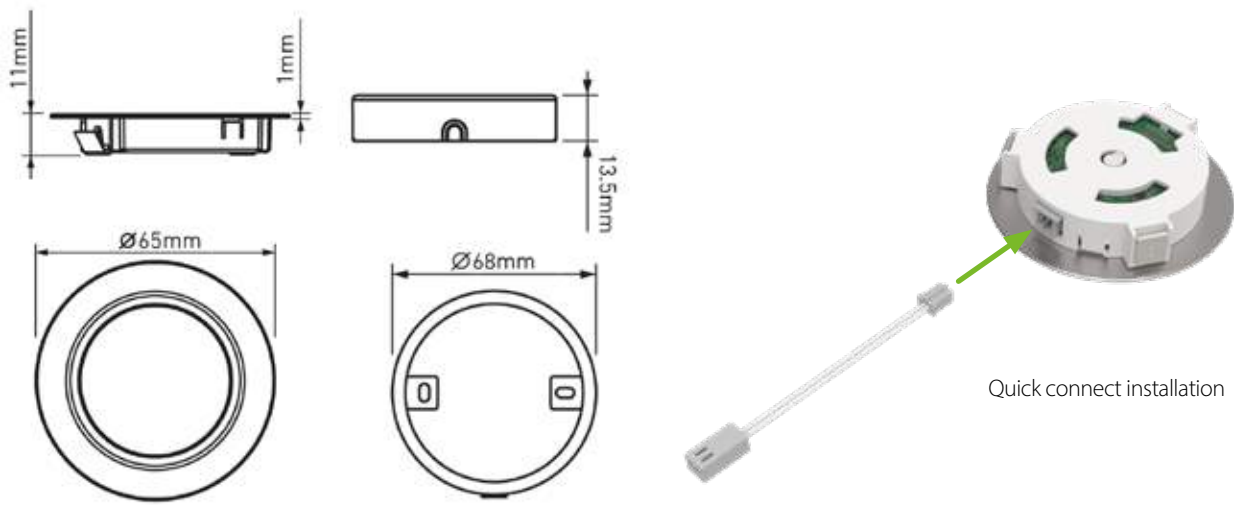
LED SURFACE / RECESSED SPOT LIGHT



- A stylish, stainless steel feature under cabinet light
- Removable collar allows for both surface mounting and recessed fitting
- Quick Connect port on the back of the fitting for easy installation
- Suberb, lumen output
- Diffused light panel – no visible LED dots
- Dimmable (requires a suitable dimmable driver or receiver)
- Compatible with Sensio switches, single-colour receiver and dimmable driver



Dimensions



Hype LED Light - Cool White (5000K)

| CODE | WATTAGE | VOLTAGE | QTY | LUMENS | DRIVER |
|-----------|---------|---------|-----|--------|--------------|
| SE90050C0 | 2 W | 24V | 1 | 180 lm | Required |
| SE90050C3 | 6 W | 24V | 3 | 180 lm | 6 W Included |

Hype LED Light - Warm White (3000K)

| CODE | WATTAGE | VOLTAGE | QTY | LUMENS | DRIVER |
|-----------|---------|---------|-----|--------|--------------|
| SE90050W0 | 2 W | 24V | 1 | 180 lm | Required |
| SE90050W3 | 6 W | 24V | 3 | 180 lm | 6 W Included |

Cables, Connectors & Accessories

| CODE | DESCRIPTION |
|--------|----------------------|
| SE9009 | 2.5m Extension Cable |



SE9009
2.5m
Extension cable




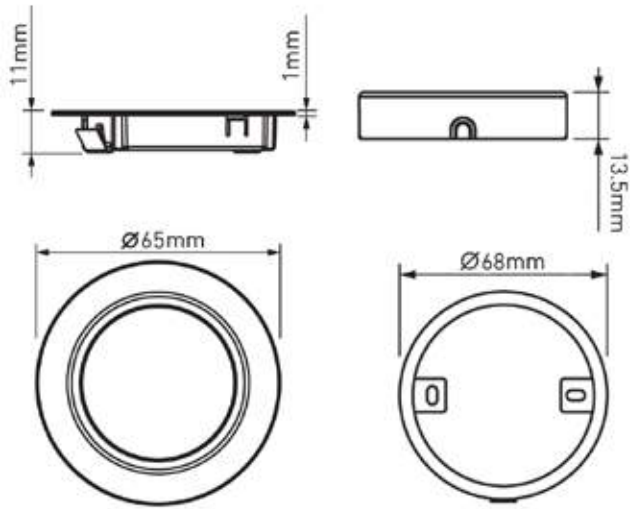
HYPE TRIOTONE™ LED SURFACE / RECESSED SPOT LIGHT

Registered Design Right - 6022106

- A simple, highly effective, stainless steel feature under cabinet light
- TrioTone™ technology allows you to select cool white, natural white or warm white with a flick of the switch on the back of the fitting (find out more on p12)
- Removable collar allows for both mounted and recessed fitting
- Quick Connect port on the back of the fitting for easy installation
- Superb, lumen output
- Diffused light panel – no visible LED dots
- Dimmable (requires a suitable dimmable driver or receiver)
- Compatible with Sensio switches, single-colour receiver and dimmable driver



Dimensions



Quick connect installation



Colour temperature switch

Hype TrioTone™ LED Light - (3000K, 4000K, 5000K)

| CODE | WATTAGE | VOLTAGE | QTY | LUMENS | DRIVER |
|-----------|---------|---------|-----|------------|-------------|
| SE21100 | 2 W | 24V | 1 | 170-190 lm | Required |
| SE21100K3 | 6 W | 24V | 3 | 170-190 lm | 6W Included |

Cables, Connectors & Accessories

| CODE | DESCRIPTION |
|--------|----------------------|
| SE9009 | 2.5m Extension Cable |



SE9009
2.5m
Extension cable



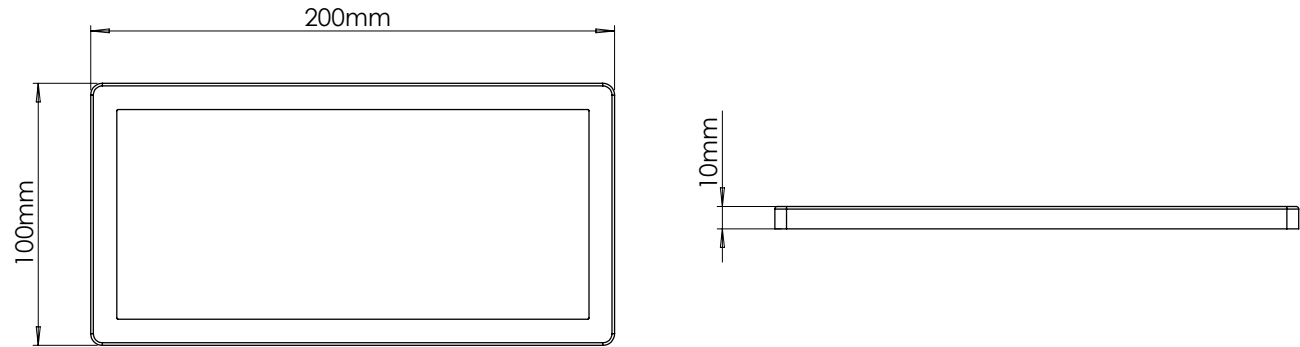
NEO
LED UNDER CABINET LIGHT



- An elongated light panel to create a wide spread of light across the worktop
- Featuring Prismatic LED technology
- Contains an innovative diffuser with an etched design to completely diffuse the light
- No visible LED dots reflect off the worktop
- Superb, bright light output – CRI:90
- Removable, magnetic front bezel simplifies installation and hides fixings
- Alternative bezel finishes available in black and white (sold separately as a 2 pack)
- Plug & Play connection
- Slim depth of just 10mm
- Compatible with Sensio switches, single-colour receiver and dimmable driver



Dimensions



Neo LED Under Cabinet Light - **Cool White (5000K)**

| CODE | WATTAGE | VOLTAGE | QTY | LUMENS | DRIVER |
|-----------|---------|---------|-----|--------|--------------|
| SE11590C0 | 4.8 W | 24V | 1 | 310 lm | Required |
| SE11590C3 | 14.4 W | 24V | 3 | 310 lm | 15W Included |

Neo LED Under Cabinet Light - **Warm White (3000K)**

| CODE | WATTAGE | VOLTAGE | QTY | LUMENS | DRIVER |
|-----------|---------|---------|-----|--------|--------------|
| SE11590W0 | 4.8 W | 24V | 1 | 310 lm | Required |
| SE11590W3 | 14.4 W | 24V | 3 | 310 lm | 15W Included |

Cables, Connectors & Accessories

| CODE | DESCRIPTION |
|----------|---------------------------------|
| SE9009 | 2.5m Extension Cable |
| SE115998 | Bezel pack (1x white, 1x black) |



SE9009
2.5m
Extension cable



SE115998
2 Bezel
Accessory Kit

SERIES

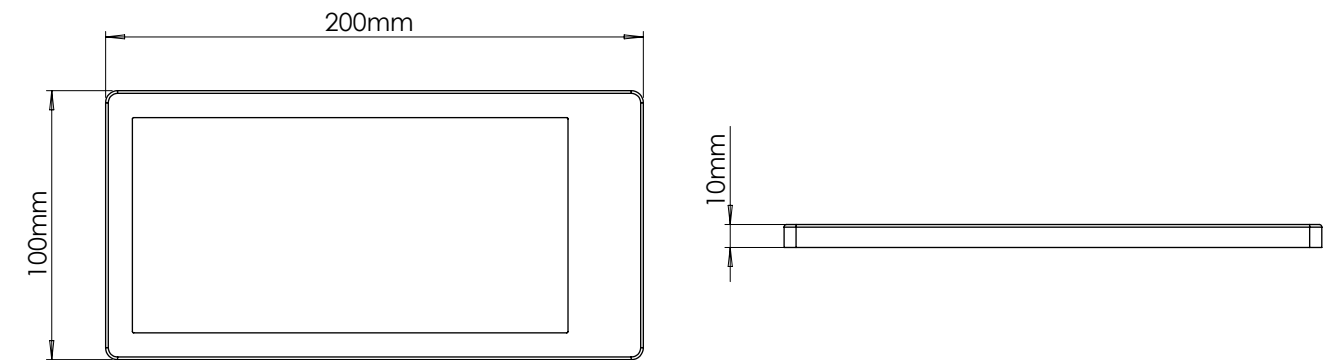


NEO TRIOTONE™ LED UNDER CABINET LIGHT

- An elongated light panel to create a wide spread of light across the worktop
- TrioTone™ technology allows you to select cool white, natural white or warm white with a flick of the switch underneath the front bezel of the fitting (find out more on p12)
- Featuring Prismatic LED technology
- Contains an innovative diffuser with an etched design to completely diffuse the light
- No visible LED dots reflect off the worktop
- Superb, bright light output – CRI : 90
- Dimmable (requires a suitable dimmable driver or receiver)
- Removable front bezel simplifies installation and hides fixings
- Plug & Play connection
- Slim depth of just 10mm
- Compatible with Sensio switches, single-colour receiver and dimmable driver



Dimensions



Magnetic bezel slots over the light, concealing fixings and providing a seamless finish.

TrioTone™ switch – a simple slider located on the main light unit (magnetic bezel removed)

Neo TrioTone™ LED Light - **Stainless Steel - (3000K, 4000K, 5000K)**

| CODE | WATTAGE | VOLTAGE | QTY | LUMENS | DRIVER |
|-----------|---------|---------|-----|------------|----------|
| SE11590T0 | 4.8 W | 24V | 1 | 240-280 lm | Required |
| SE11590T3 | 14.4 W | 24V | 3 | 240-280 lm | Included |

Cables, Connectors & Accessories

| CODE | DESCRIPTION |
|-----------|----------------------|
| SE9009 | 2.5m Extension Cable |
| SE91598N0 | Black Bezel |



SE9009
2.5m
Extension cable



SE91598N0
Black Bezel



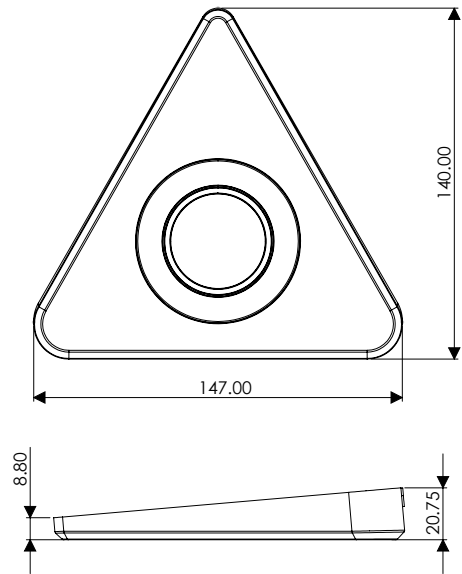
NEXUS TRIOTONE™
LED TRIANGLE UNDER CABINET LIGHT



- A temperature colour changing version and cousin to the single colour Nexus
- TrioTone™ technology allows you to select cool white, natural white or warm white with a flick of the switch on the back of the fitting (find out more on p12)
- Fully diffused – no visible LED dots
- Easy to install plug and play technology
- Compatible with Sensio dimmable drivers



Dimensions



Nexus TrioTone™ LED Light - (3000K, 4000K, 5000K)

| CODE | WATTAGE | VOLTAGE | QTY | LUMENS | DRIVER |
|-----------|---------|---------|-----|------------|-------------|
| SE11090T0 | 2 W | 24V | 1 | 170-190 lm | Required |
| SE11090T3 | 6 W | 24V | 3 | 170-190 lm | 6W Included |

Cables, Connectors & Accessories

| CODE | DESCRIPTION |
|--------|----------------------|
| SE9009 | 2.5m Extension Cable |



SE9009
2.5m
Extension cable



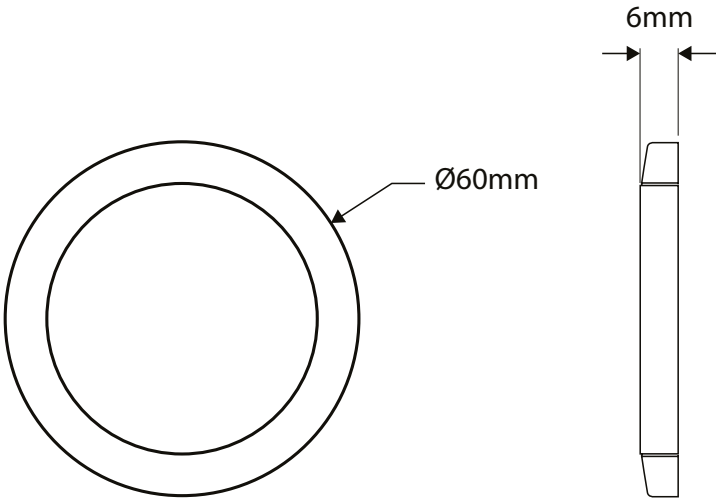
PINTO
LED FLAT DISC LIGHT



- Sleek, bright and discreet
- Fitting is only 6mm deep
- Ideal under kitchen cabinets as a task light or inside glass fronted wall units as mood lighting
- 16 integrated LEDs
- Each fitting runs at only 1.5W so 4 fittings can be run from a single 6W driver
- Simple to install - surface mount using 2 screws



Dimensions



Pinto LED Flat Disc Light - **Cool White (5000K)**

| CODE | WATTAGE | VOLTAGE | QTY | LUMENS | DRIVER |
|----------------|---------|---------|-----|--------|-------------|
| SE10138CW.24 | 1.5 W | 24V | 1 | 120 lm | Required |
| SE10138CWK3.24 | 4.5 W | 24V | 3 | 120 lm | 6W Included |

Pinto LED Flat Disc Light - **Warm White (3000K)**

| CODE | WATTAGE | VOLTAGE | QTY | LUMENS | DRIVER |
|----------------|---------|---------|-----|--------|-------------|
| SE10138WW.24 | 1.5 W | 24V | 1 | 112 lm | Required |
| SE10138WWK3.24 | 4.5 W | 24V | 3 | 112 lm | 6W Included |

Cables, Connectors & Accessories

| CODE | DESCRIPTION |
|--------|----------------------|
| SE9009 | 2.5m Extension Cable |




SE9009
2.5m
Extension cable



ARK PRO
CCT LED UNDER CABINET LIGHT



Ark Pro



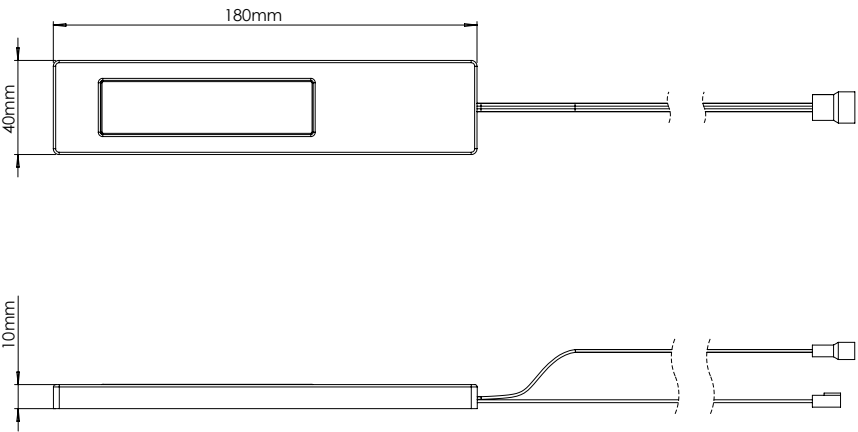
Ark Pro IR

The IR model is not dimmable. Where dimming is required, control the lights with a Titan Smart or Remote and CCT Receiver.

ARK PRO IR

- In-built infra-red sensor controls both the power on and off and the colour temperature changing function
- Multiple fittings can be daisy chained and operated with one Ark Pro IR and multiple Ark Pro's. The Ark Pro IR sensor will control power and colour temperature for the whole run of lights

Dimensions



Magnetic bezel slots over the light, concealing fixings and providing a seamless finish.

Ark Pro - CCT LED Light (2700-6000K)

| CODE | WATTAGE | VOLTAGE | QTY | LUMENS | DRIVER |
|--------------|---------|---------|-----|------------|--------------|
| SE11192P0 | 2.5 W | 24V | 1 | 160-180 lm | Required |
| SE11192P3* | 7.5 W | 24V | 3 | 160-180 lm | 15W Included |
| SE11192PS3** | 7.5W | 24V | 3 | 160-180 lm | 15W Included |

*SE11192P3 includes 3x Ark Pro, 15W Driver, CCT Receiver & Universal Remote Control

**SE11192PS3 Smart Kit includes 3x Ark Pro & 15W CCT Smart Driver

Ark Pro IR - CCT LED Light (2700-6000K)

| CODE | WATTAGE | VOLTAGE | QTY | LUMENS | DRIVER |
|-----------|---------|---------|-----|------------|----------|
| SE11292P0 | 2.5 W | 24V | 1 | 160-180 lm | Required |

Cables, Connectors & Accessories

| CODE | DESCRIPTION |
|----------|------------------|
| SE770390 | Universal Remote |
| SE771990 | CCT Receiver |




SE771990
CCT Receiver



SE770390
Remote Control




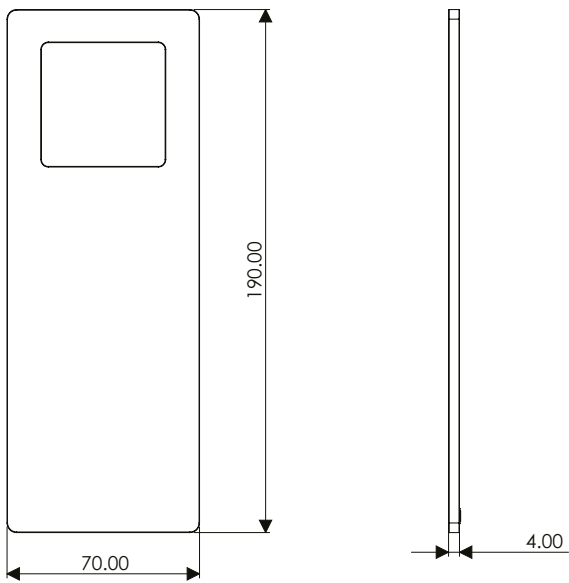
ASTRO PRO
CCT LED UNDER CABINET LIGHT



- Super slimline design
- Brushed aluminium or black finish
- Magnetic mounting plate installation conceals fixings for a clean finish
- Ideal for under cabinet lighting
- Correlated Colour Temperature (CCT) allows the perfect light temperature selection and transition from warm to cool white temperatures (find out more on p13)
- Elongated design allows for vast spread of light across the worktop
- Suberb light output – CRI : 90
- Wide, 120° beam angle eliminates dark areas
- Simple to install
- Activate and control with the CCT Receiver and Remote Control, or Titan Smart driver and Link Sensio App (each sold separately)



Dimensions



Astro Pro - CCT Under Cabinet Light (2700K - 6000K)

| CODE | FINISH | WATTAGE | VOLTAGE | QTY | LUMENS | DRIVER |
|------------|-------------------|---------|---------|-----|------------|------------|
| SE11190P0 | Brushed Aluminium | 4.8 W | 24V | 1 | 240-270 lm | Required |
| SE11198P0 | Black | 4.8 W | 24V | 1 | 240-270 lm | Required |
| SE11190PS3 | Brushed Aluminium | 14.4 W | 24V | 3 | 240-270 lm | *Smart Kit |
| SE11198PS3 | Black | 14.4 W | 24V | 3 | 240-270 lm | *Smart Kit |

*Smart Kit - includes: 3x Astro Pro and 1x 15W CCT Titan Smart Driver

Cables, Connectors & Accessories

| CODE | DESCRIPTION |
|----------|--------------------------|
| SE770390 | Universal Remote Control |
| SE771990 | CCT Receiver |



SE771990
CCT Receiver




SE770390
Universal
Remote Control





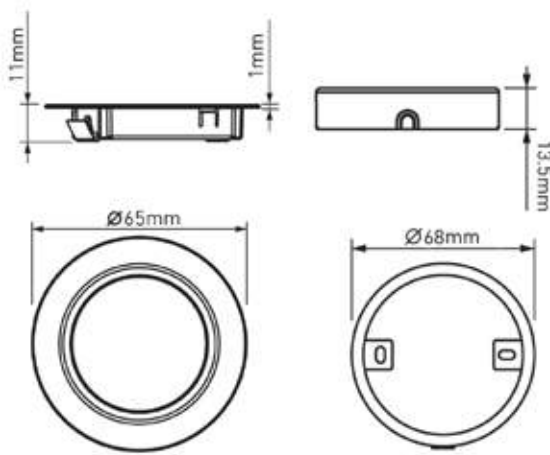
HYPE R PRO
CCT LED SURFACE / RECESSED
SPOT LIGHT

Registered Design Right - 6117745

- Position every 500mm for a stylish, stainless steel feature under cabinet light
- Correlated Colour Temperature (CCT) allows the perfect light temperature selection and transition from warm to cool white temperatures (find out more on p13)
- Removable collar allows for both mounted and recessed fitting
- Stainless steel bezel can be removed and replaced with the black bezel and collar (sold separately)
- Quick Connect port on the back of the fitting for easy installation
- Superb, lumen output
- Diffused light panel – no visible LED dots
- Activated and controlled with the CCT Receiver and Remote Control (sold separately)



Dimensions



Quick connect installation

Hype R Pro - CCT LED Spot Light (2700K - 6000K)

| CODE | WATTAGE | VOLTAGE | QTY | LUMENS | DRIVER |
|-----------|---------|---------|-----|------------|----------|
| SE90150P0 | 2 W | 24V | 1 | 170-190 lm | Required |

Cables, Connectors & Accessories

| CODE | DESCRIPTION |
|----------|----------------------|
| SE770390 | Universal Remote |
| SE771990 | CCT Receiver |
| SE970980 | Black Bezel & Collar |



SE771990
CCT Receiver



SE770390
Remote Control



SE97980
Black Magnetic
Bezel & Collar



NEO PRO
CCT LED UNDER CABINET LIGHT



Neo Pro



Neo Pro IR

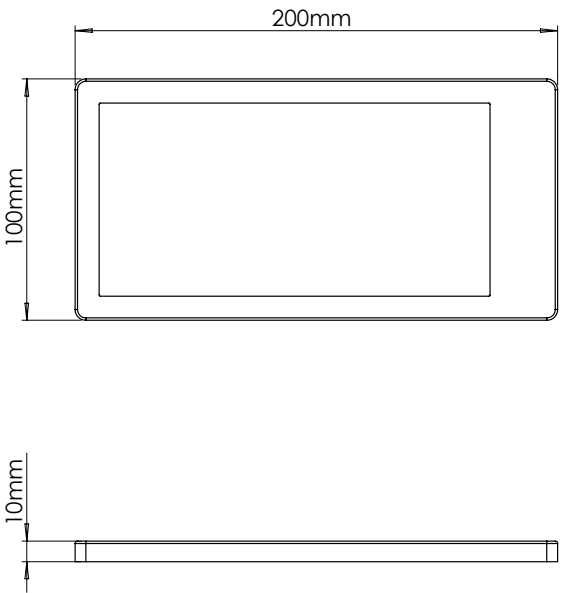
- An elongated light panel to create a wide spread of light across the worktop
- Featuring Prismatic LED technology
- Contains an innovative diffuser with an etched design to completely diffuse the light
- No visible diodes reflect off the worktop
- Activated and controlled with either the CCT Receiver and Remote Control, Neo Pro IR or Titan Smart Driver (all sold separately unless part of a kit)
- Correlated Colour Temperature (CCT) allows the perfect light temperature selection and transition from warm to cool white temperatures (find out more on p13)
- Superb, bright light output
- Dimmable
- Removable, magnetic front bezel simplifies installation and hides fixings
- Plug & Play connection
- Slim depth of just 10mm

NEO PRO IR

- In-built infra-red sensor controls both the power on and off and the colour temperature changing function
- Multiple fittings can be daisy chained and operated with one Neo Pro IR and multiple Neo Pro's. The Neo Pro IR sensor will control power and colour temperature for the whole run of lights

The IR model is not dimmable. Where dimming is required, control the lights with a Titan Smart or Remote and CCT Receiver.

Dimensions



Neo Pro - CCT LED Light (2700K-6000K)

| CODE | WATTAGE | VOLTAGE | QTY | LUMENS | DRIVER |
|--------------|---------|---------|-----|------------|--------------|
| SE11590P0 | 4.8 W | 24V | 1 | 290-310 lm | Required |
| SE11590P3* | 14.4 W | 24V | 3 | 290-310 lm | 15W Included |
| SE11590PS3** | 14.4 W | 24V | 3 | 290-310 lm | 15W Included |

*SE11590P3 includes 3x Neo Pro, 15W Driver, CCT Receiver & Universal Remote Control

**SE11590PS3 Smart Kit includes 3x Neo Pro & 15W Smart Driver

Neo Pro IR - CCT LED Light (2700K-6000K)

| CODE | WATTAGE | VOLTAGE | QTY | LUMENS | DRIVER |
|-----------|---------|---------|-----|------------|----------|
| SE11690P0 | 4.8 W | 24V | 1 | 290-310 lm | Required |

Cables, Connectors & Accessories

| CODE | DESCRIPTION |
|------------|------------------|
| SE770390 | Universal Remote |
| SE771990 | CCT Receiver |
| *SE91598N0 | Black Bezel |

*Black Bezel is not compatible with the Neo Pro IR



SE771990
CCT Receiver


SE770390
Remote Control

SE91598N0
Black Bezel

UNDER CABINET STRIP LIGHTING



- A great task lighting solution
- Creates a continuous run of unbroken light
- Simple to install and operate



UNDER-CABINET
STRIP LIGHTING

05




AXIS
240V LED STRIP LIGHT

- Ideal for under cabinet task lighting
- Diffused casing – no visible LED dots
- Available in 4 lengths ranging between 222mm and 904mm
- Can be interlinked with the integrated connector to achieve the optimum run of light
- Supplied with 1.5m of bare ended mains cable for simple installation
- Can be wired into a mains wall switch for easy control or operated individually by a simple rocker switch
- Joining cables (sold separately) allow for corner connections and intermittent runs
- Available in natural white making it ideal for a range of kitchen styles

The Axis is a part of the Series 1 range
- Minimum Order Quantity (MOQ) of 20 units applies
- For further information on the Series 1 family see p18

Axis 240V LED Strip Light - Natural White (4000K)

| CODE | WATTAGE | VOLTAGE | QTY | LENGTH | LUMENS |
|-----------|---------|---------|-----|--------|---------|
| SE10019N0 | 3 W | 240V | 1 | 222 mm | 300 lm |
| SE10029N0 | 5 W | 240V | 1 | 343 mm | 500 lm |
| SE10079N0 | 8 W | 240V | 1 | 524 mm | 800 lm |
| SE10099N0 | 16 W | 240V | 1 | 904 mm | 1600 lm |



Dimensions



Cables, Connectors & Accessories

| CODE | DESCRIPTION |
|----------|-----------------------|
| SE101290 | Joining Cable - 500mm |
| SE101190 | Joining Cable - 250mm |




CONNEX TRIOTONE™
240V LED STRIP LIGHT

- Ideal for under cabinet task lighting
- One light, three colour temperatures
- Select cool white, natural white or warm white using the integrated rocker switch (find out more on p12)
- Diffused casing – no visible LED dots
- Mains powered
- Available in 4 lengths ranging between 222mm and 623mm
- Can be interlinked with an integrated connector to achieve the optimum run of light
- Supplied with 1.5m of bare ended mains cable for simple installation
- Can be wired into a mains wall switch for easy control or operated individually by a simple rocker switch
- Joining cables (sold separately) allow for corner connections and intermittent runs

Connex 240V LED Strip Light - Warm White (3000K)

| CODE | WATTAGE | VOLTAGE | QTY | LENGTH | LUMENS |
|----------|---------|---------|-----|--------|---------|
| SE100390 | 3 W | 240V | 1 | 222 mm | 300 lm |
| SE100490 | 5 W | 240V | 1 | 343 mm | 500 lm |
| SE100590 | 8 W | 240V | 1 | 524 mm | 800 lm |
| SE100690 | 16 W | 240V | 1 | 623 mm | 1600 lm |



Dimensions



Cables, Connectors & Accessories

| CODE | DESCRIPTION |
|----------|------------------------------|
| SE101290 | Connex Joining Cable - 500mm |
| SE101190 | Connex Joining Cable - 250mm |



SHELF LIGHTING



- A stunning added extra to your lighting scheme for a sleek feel
- Perfect for creating a showcase with glass-fronted cupboards
- Illuminates the inside of units to improve visibility





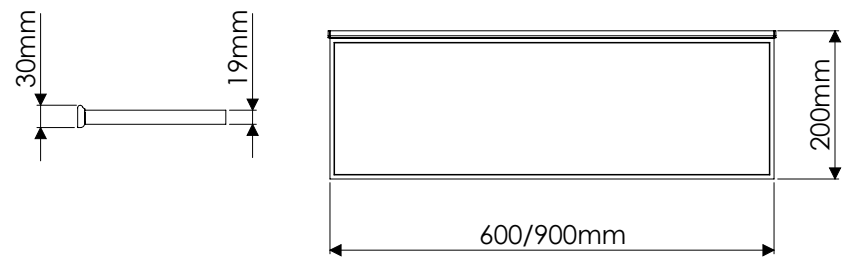
TORINO
LED WALL MOUNTED SHELF



- Contemporary, illuminated feature wall shelf
- LEDs embedded within the frame creates a stunning glow as the light travels through the tempered glass
- Available in both black and silver finishes
- Available in two lengths (600mm & 900mm)
- Aluminium frame with tempered glass shelf
- Load bearing capacity 10kg



Dimensions



Torino LED Wall Mounted Shelf - Cool White (4500K)

| CODE | COLOUR | WATTAGE | VOLTAGE | QTY | LENGTH | DRIVER | LUMENS |
|-----------|--------|---------|---------|-----|--------|----------|--------|
| SE17232C0 | Silver | 5.4 W | 24V | 1 | 600 mm | Required | 325 lm |
| SE17262C0 | Silver | 8.4 W | 24V | 1 | 900 mm | Required | 482 lm |
| SE17238C0 | Black | 5.4 W | 24V | 1 | 600 mm | Required | 325 lm |
| SE17268C0 | Black | 8.4 W | 24V | 1 | 900 mm | Required | 482 lm |



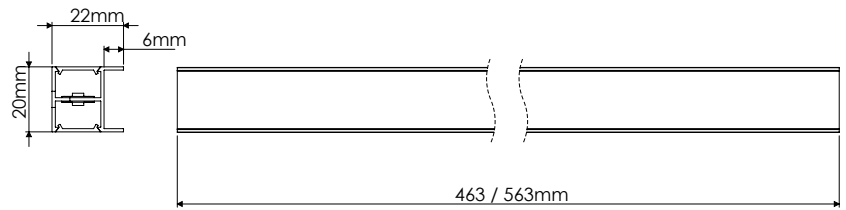
GENOA
INTEGRATED LED SHELF PROFILE



- Unique up-and-down shelf light suitable for 18mm wooden shelves
- Clips on to the rear of the shelf, light projects vertically in both directions
- Easy to install
- Incorporates integrated diffuser and 2 pre-installed, LED strips



Dimensions



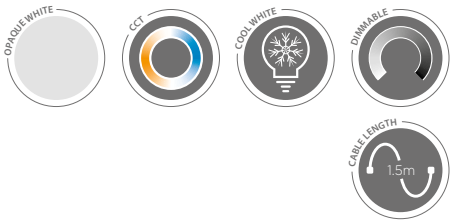
Genoa Integrated LED Shelf Profile - Cool White (4500K)

| CODE | WATTAGE | VOLTAGE | QTY | LENGTH | DRIVER | LUMENS |
|-----------|---------|---------|-----|--------|----------|--------|
| SE18592C0 | 8.9 W | 24V | 1 | 563 mm | Required | 500 lm |



GLOW PRO / GLOW ILLUMINATED GLASS SHELF CLIP

Registered Design Right - 6077032



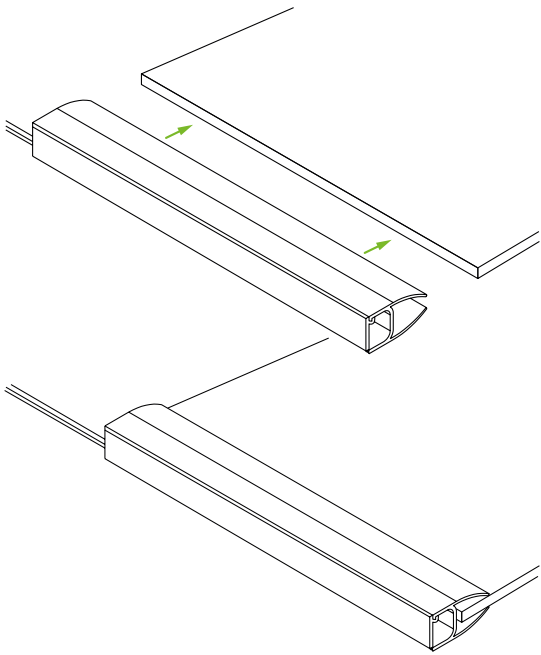
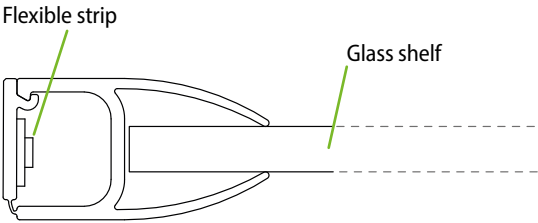
- An inconspicuous solution to transform the appearance and functionality of feature cabinets as well as practical convenience lighting to locate items in a cupboards
- Emits relaxing mood lighting that flows out into the kitchen when used on glass feature shelves
- Can be cut to size at the marked cut points
- Fits 4-8mm glass shelves
- Attaches to the back of the shelf with a simple push-fit
- Available in both colour temperature changing (CCT) and single colour (cool white) options
- Correlated Colour Temperature (CCT) allows the perfect light temperature selection and transition from warm to cool white temperatures (find out more on p13)
- Cool white options compatible with Sensio single color receiver and Universal Remote Control to enable dimming functionality
- Compatible with Sensio CCT receiver and Universal Remote Control to adjust light temperature and enable dimming functionality



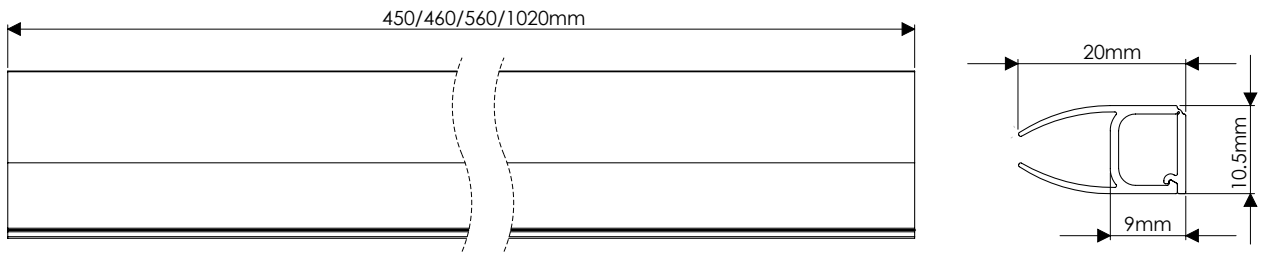
Application

Remove the glass shelf from the cabinet and slide the Glow onto the back.

Feed the power lead directly through the back of the cabinet and power with a driver concealed behind or on top of the units. Control with a CCT receiver and Universal Remote Control or Titan Smart Driver.



Dimensions



Glow Glass Shelf Clip Illuminated Profile - Cool White (5000K)

| CODE | LIGHT COLOUR | WATTAGE | DESCRIPTION | *LENGTH | DRIVER |
|-----------|--------------------|---------|--------------------------------|---------|----------|
| SE19089C0 | Cool White (5000K) | 2.1 W | Shelf Clip Illuminated Profile | 500mm | Required |
| SE19039C0 | Cool White (5000K) | 2.64 W | Shelf Clip Illuminated Profile | 600mm | Required |
| SE19079C0 | Cool White (5000K) | 4.8 W | Shelf Clip Illuminated Profile | 1000mm | Required |

Glow Pro Glass Shelf Clip Illuminated Profile - CCT (2700K - 6000K)

| CODE | LIGHT COLOUR | WATTAGE | DESCRIPTION | *LENGTH | DRIVER |
|------------|--------------------|---------|--------------------------------|---------|----------|
| SE19079P02 | CCT (2700 - 6000K) | 2.7 W | Shelf Clip Illuminated Profile | 500mm | Required |
| SE19079P01 | CCT (2700 - 6000K) | 6 W | Shelf Clip Illuminated Profile | 1000mm | Required |

*Length in table represents cabinet size

Cables, Connectors & Accessories

| CODE | DESCRIPTION |
|----------|------------------------|
| SE772990 | Single-Colour Receiver |
| SE771990 | CCT Receiver |
| SE770390 | Universal Remote |



SE772990
Single-Colour
Receiver



SE771990
CCT Receiver



SE770390
Remote Control

DRAWER LIGHTING



- A functional convenience light making drawer contents easily visible
- Eliminates the need to turn on ceiling lighting to locate items
- An added touch that offers a high impact finish





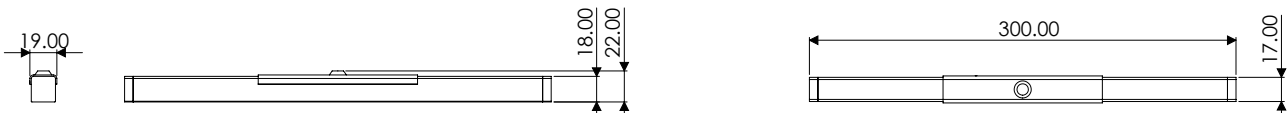
DURA PLUS
LED BATTERY LIGHT WITH PIR SENSOR



- A versatile battery light which can be used both to illuminate drawers or cabinets
- Easy retro fit design & no electrical installation required
- Magnetic strip with 3M adhesive backing simply applies to the inside of the drawer
- Integrated PIR sensor activates the light
- If no movement is detected, the light will switch off after 20 or 60 second delay
- Powered by 4 AAA batteries (not included)
- Batteries will have an approximate lifespan of 8 months when used for 3 minutes per day
- Dual mode functioning switch on the back of the light - press functioning switch once to switch between the two modes



Dimensions



Dura Plus LED Battery Light with PIR Sensor - **Natural White (5000K)**

| CODE | POWER | QTY | LENGTH | LUMENS |
|-----------|----------------------------------|-----|--------|--------|
| SE16097C0 | 4 x AAA batteries (not included) | 1 | 300mm | 40 lm |



VERSO
LED DRAWER LIGHT



- High definition LED drawer light perfect for both kitchen and bedroom drawers
- Integrated IR sensor on front edge - light will turn on and off when the drawer is opened and closed
- Low wattage allows a full drawer stack to be powered from a single driver
- Brackets and cable tidy supplied to ensure no loose, unsightly wires



Dimensions



Verso LED Drawer Light - **Natural White (4500K)**

| CODE | WATTAGE | QTY | LENGTH | LUMENS |
|---------------|---------|-----|--------|--------|
| SE7305HDNW.24 | 3.3 W | 1 | 562mm | 338 lm |
| SE7315HDNW.24 | 5.4 W | 1 | 862mm | 460 lm |
| SE7320HDNW.24 | 6 W | 1 | 962mm | 500 lm |

Cables, Connectors & Accessories

| CODE | DESCRIPTION |
|--------|----------------------|
| SE9009 | 2.5m Extension Cable |



SE9009
2.5m
Extension cable

PLINTH LIGHTING



- Adds dimension and depth to the room
- Soft and unobtrusive, plinth lighting creates ambience
- Often an overlooked aspect of kitchen lighting, its impact can be extraordinary!





IRIS
LED PLINTH LIGHT

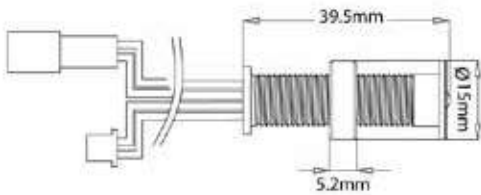
- A stylish, discreet fitting ideal for plinth boards or in the bathroom (Zone 2)
- Easy Plug & Play technology
- Fittings can be daisy chained for simple installation
- 2 x 750mm cable per fitting for daisy chain connection
- Available individually or as a pack of 4 (including the Titan driver and a 3 pin plug)
- IP44 rated - protected against solid objects over 12mm (e.g. fingers) and protected against water drops at a 15 degree angle from the vertical
- Available in natural white making it ideal for a range of kitchen styles

The Iris is a part of the Series 1 range

- Minimum Order Quantity (MOQ) of 20 units applies
- For further information on the Series 1 family see p18



Dimensions



* Zone 2 - the area stretching to 60cm outside of the bath or shower and 60cm from water outlet of sink.



LUCE
LED SQUARE PLINTH LIGHT

- Super thin, stainless steel square plinth lights
- Sit flush to the plinth board
- Diffused, intergrated LEDs - no visible spots
- Easy to install
- Fittings can be daisy chained for simple installation
- Available individually or as a pack of 4



Luce LED Square Plinth Light - **Cool White (5000K)**

| CODE | WATTAGE | VOLTAGE | QTY | DRIVER | LUMENS |
|-------------|---------|---------|-----|-------------|--------|
| SE15090C0 | 0.6 W | 24V | 1 | Required | 16 lm |
| SE15090C4.1 | 2.4 W | 24V | 4 | 6W Included | 16 lm |

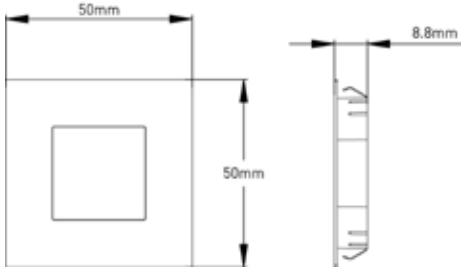
Luce LED Square Plinth Light - **Natural White (4000K)**

| CODE | WATTAGE | VOLTAGE | QTY | DRIVER | LUMENS |
|-------------|---------|---------|-----|-------------|--------|
| SE15090N0 | 0.6 W | 24V | 1 | Required | 16 lm |
| SE15090N4.1 | 2.4 W | 24V | 4 | 6W Included | 16 lm |

Luce LED Square Plinth Light - **Warm White (3000K)**

| CODE | WATTAGE | VOLTAGE | QTY | DRIVER | LUMENS |
|-------------|---------|---------|-----|-------------|--------|
| SE15090W0 | 0.6 W | 24V | 1 | Required | 16 lm |
| SE15090W4.1 | 2.4 W | 24V | 4 | 6W Included | 16 lm |

Dimensions





PURO
LED ROUND PLINTH LIGHT

- A discreet, transparent light ideal for creating subtle illumination along plinths
- Easy to install
- 2x 1m cables per fitting
- Fittings can be daisy chained for simple installation
- Available individually or as a pack of 4



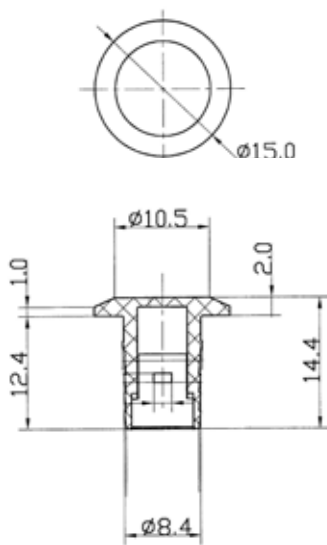
Dimensions

Puro LED Round Plinth Light - **Cool White (6500K)**

| CODE | WATTAGE | VOLTAGE | QTY | DRIVER | LUMENS |
|-----------|---------|---------|-----|-------------|--------|
| SE15094C0 | 0.24 W | 24V | 1 | Required | 10 lm |
| SE15094C4 | 0.96 W | 24V | 4 | 6W Included | 10 lm |

Puro LED Round Plinth Light - **Warm White (3000K)**

| CODE | WATTAGE | VOLTAGE | QTY | DRIVER | LUMENS |
|-----------|---------|---------|-----|-------------|--------|
| SE15094W0 | 0.24 W | 24V | 1 | Required | 10 lm |
| SE15094W4 | 0.96 W | 24V | 4 | 6W Included | 10 lm |



SPECTO
LED ROUND PLINTH LIGHT

- Ideal for use on kitchen plinth boards or in Zone 2* of the bathroom
- A stylish, low wattage and discreet fitting
- Fittings can be daisy chained for simple installation
- 2x 75cm cable per fitting for daisy chain connection
- Available individually or as a pack of 4
- IP44 rated - protected against solid objects over 12mm (e.g. fingers) and protected against water drops at a 15 degree angle from the vertical



Dimensions

Specto LED Round Plinth Light - **Cool White (5700K)**

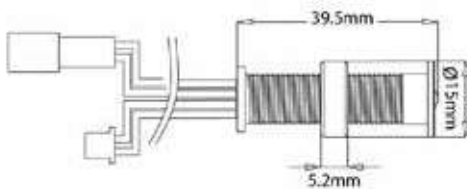
| CODE | WATTAGE | VOLTAGE | QTY | DRIVER | LUMENS |
|-----------|---------|---------|-----|-------------|----------|
| SE15091C0 | 0.32 W | 24V | 1 | Required | 5 lm |
| SE15091C4 | 1.28 W | 24V | 4 | 6W Included | 5 lm PF* |

*PF = per fitting

Specto LED Round Plinth Light - **Warm White (3000K)**

| CODE | WATTAGE | VOLTAGE | QTY | DRIVER | LUMENS |
|-----------|---------|---------|-----|-------------|----------|
| SE15091W0 | 0.32 W | 24V | 1 | Required | 5 lm |
| SE15091W4 | 1.28 W | 24V | 4 | 6W Included | 5 lm PF* |

*PF = per fitting



* Zone 2 - the area stretching to 60cm outside of the bath or shower and 60cm from water outlet of sink.

Warm

Natural

Cool

HALO TRIOTONE™ PLINTH LIGHT

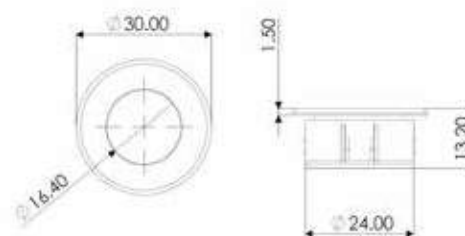


- Ideal for use on kitchen plinth boards
- One light, three colour temperatures
- TrioTone™ technology allows you to select cool white, natural white or warm white with a flick of the switch on the back of the fitting (find out more on p12)
- Diffused cover means no visible LEDs
- Easy to install
- Fittings can be daisy chained for simple installation
- Available individually or as a pack of 4
- IP44 rated - protected against solid objects over 12mm (e.g. fingers) and protected against water drops at a 15 degree angle from the vertical



TrioTone™ switch - a simple push button on the back of the fitting to cycle colour temperature presets

Dimensions



Halo TrioTone™ Plinth Light - (3000K, 4000K, 5000K)

| CODE | WATTAGE | VOLTAGE | QTY | DRIVER | LUMENS |
|----------|---------|---------|-----|-------------|--------------|
| SE150000 | 0.5 W | 24V | 1 | Required | 32-35 lm |
| SE150004 | 2 W | 24V | 4 | 6W Included | 32-35 lm PF* |

*PF = Per fitting

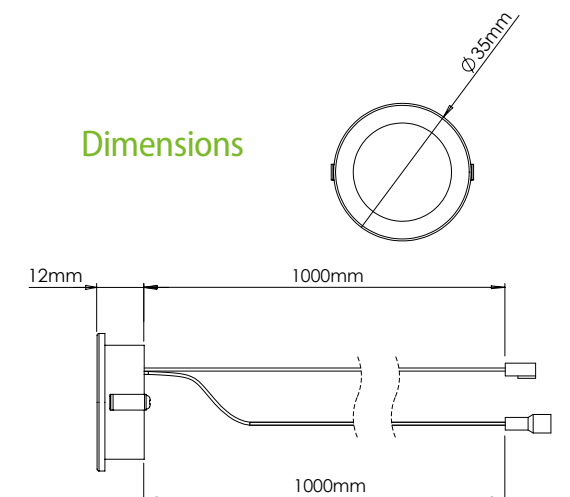
STELLAR PRO CCT PLINTH LIGHT



- A sleek and striking plinth light
- Large 35mm diameter and stainless steel rim
- Correlated Colour Temperature (CCT) allows the perfect light temperature selection and transition from warm to cool white temperatures (find out more on p13)
- Fully diffused lens - no visible LEDs
- Fittings can be daisy chained for simple installation
- Supplied individually or in a kit with a Titan Smart Driver for voice or mobile app activation and control
- IP44 rated - protected against solid objects over 12mm (e.g. fingers) and protected against water drops at a 15 degree angle from the vertical



Dimensions



Stellar Pro - CCT LED Plinth Light (2700K - 6000K)

| CODE | WATTAGE | VOLTAGE | QTY | DRIVER | LUMENS |
|-------------|---------|---------|-----|-------------|-----------|
| SE15190P0 | 1.5 W | 24V | 1 | Required | 60 lm/PF* |
| SE15190PS4 | 6 W | 24V | 4 | **Smart Kit | 60 lm/PF* |
| SE15190PS10 | 15 W | 24V | 10 | **Smart Kit | 60 lm/PF* |

*PF = Per fitting

**Smart Kit: 15W CCT Titan Smart Driver included

* Zone 2 - the area stretching to 60cm outside of the bath or shower and 60cm from water outlet of sink.

CEILING LIGHTING



- Create statement lighting with stunning pendants
- Pendants provide perfect over-island, practical task lighting
- Recessed spotlights offer a sleek, minimalist feel and fill the space with light





BELLATRIX CRUSHED CRYSTAL PENDANT LIGHT



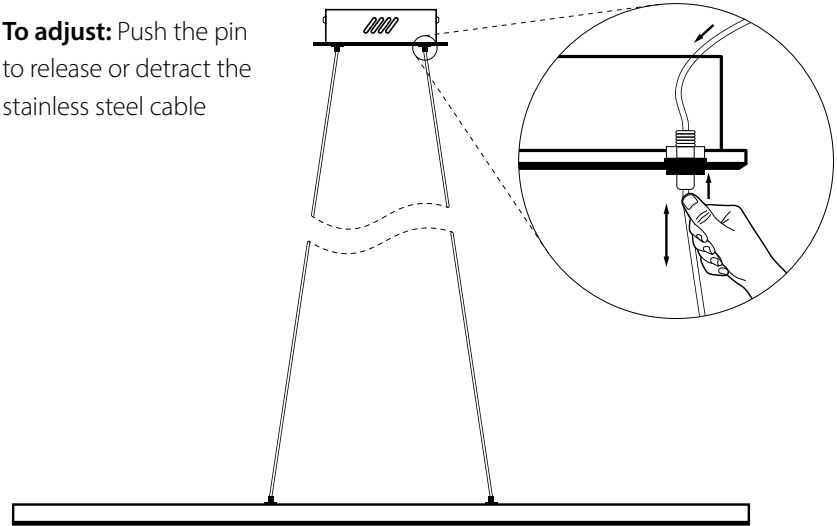
- Add glamour to your kitchen design suspending the Bellatrix above the kitchen island or dining table
- Beautiful crushed crystal layer in the bottom of the fitting
- Light bounces off crystals producing sparkling effect
- Polished chrome finish
- Suspended on 1.1m of stainless steel cables - cables are adjustable
- 972 integrated LEDs
- Superbly bright illumination
- Suitable for use with a wall dimmer
- IP44 rated - protected against solid objects over 12mm (e.g. fingers) and protected against water drops at a 15 degree angle from the vertical
- Dimmable when installed with a wall dimming switch



Bellatrix Crushed Crystal Pendant Light - Warm White (3000K)

| CODE | WATTAGE | VOLTAGE | QTY | LUMENS |
|-----------|---------|---------|-----|---------|
| SE32001W0 | 33.12 W | 240V | 1 | 2000 lm |

Simple height adjustment

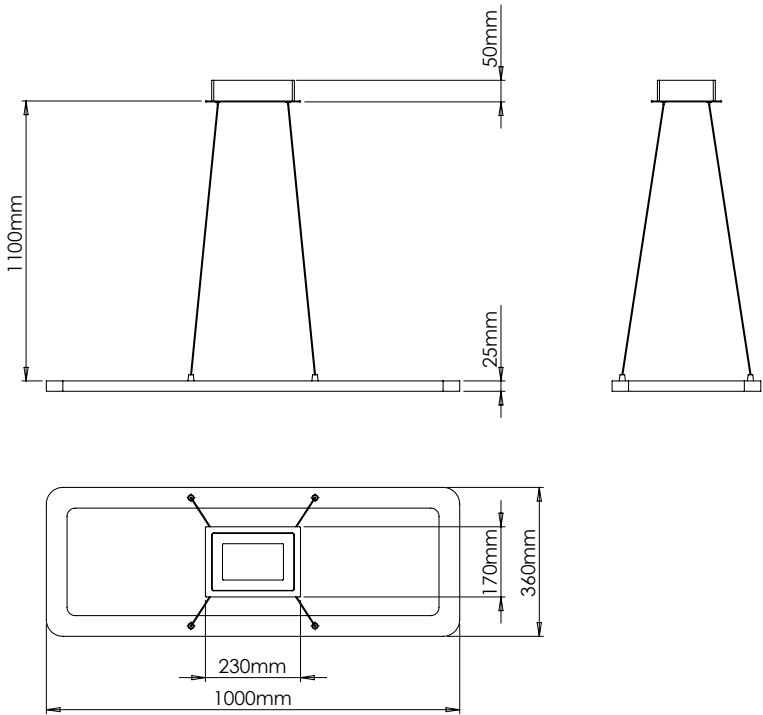


Crushed crystal diffuser



Easy height adjustment

Dimensions





SOLINAS BLACK PENDANT LIGHT



- A striking crushed crystal, matte black industrial style cylindrical pendant light
- Perfect for both single or cluster implementation
- Offers diffused illumination through its crystalline ring and underside lens
- Available in both cool and warm white with a replaceable GU10 LED bulb
- Suitable for use with a wall dimmer
- Suspended on a 1.4m black cable from a matt black ceiling mount
- IP44 rated - protected against solid objects over 12mm (e.g. fingers) and protected against water drops at a 15 degree angle from the vertical

Solinas Black Pendant Light - Cool White (6500K)

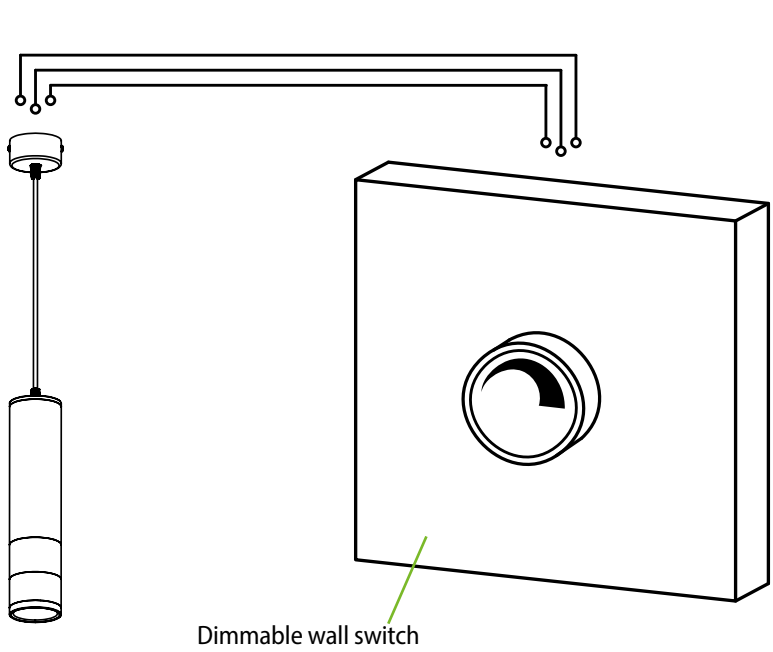
| CODE | WATTAGE | VOLTAGE | QTY | LUMENS |
|-----------|---------|---------|-----|--------|
| SE82098C0 | 3.5 W | 240V | 1 | 164 lm |

Solinas Black Pendant Light - Warm White (3000K)

| CODE | WATTAGE | VOLTAGE | QTY | LUMENS |
|-----------|---------|---------|-----|--------|
| SE82098W0 | 3.5 W | 240V | 1 | 132 lm |



Dimmable on mains fitting

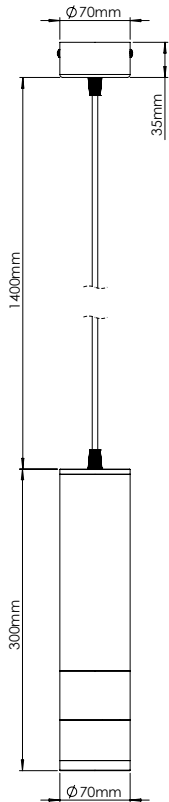


Cool white



Warm white

Dimensions





ZIRCONIA CRYSTAL CONE PENDANT LIGHT



- Inject desirable mood lighting into your kitchen or bedroom with this exquisite droplet pendant
- Use above the kitchen island, dining table or in the bedroom
- Can be used in stylish clusters of 2 or 3 fittings
- 920mm stainless steel cable is adjustable
- Stylish chrome finish and clear base laced with floating crystals
- LED light reflects from each crystal giving sparkling effect
- 24 integrated LEDs
- IP44 rated - protected against solid objects over 12mm (e.g. fingers) and protected against water drops at a 15 degree angle from the vertical

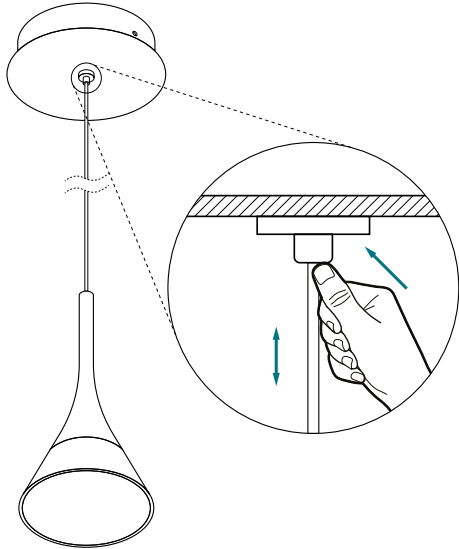


Warm white, crystal & chrome


Zirconia Crystal Cone Pendant Light - Warm White (3000K)

| CODE | WATTAGE | VOLTAGE | QTY | LUMENS |
|-----------|---------|---------|-----|--------|
| SE32101W0 | 4.8 W | 24V | 1 | 330 lm |

Simple height adjusting

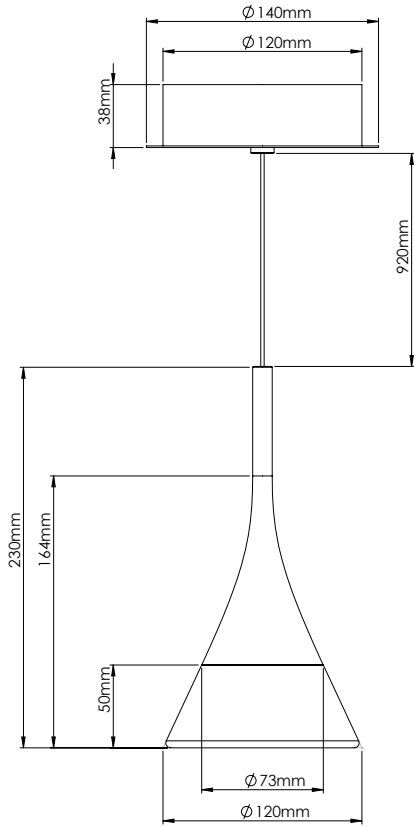


To adjust: Push the pin to release or detract the stainless steel cable



Set at varying heights

Dimensions





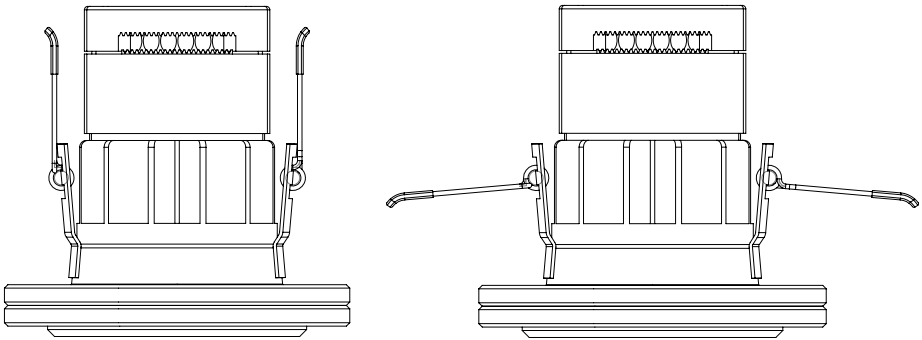
TRIOTONE™ IP65 FIRE RATED DOWNLIGHT



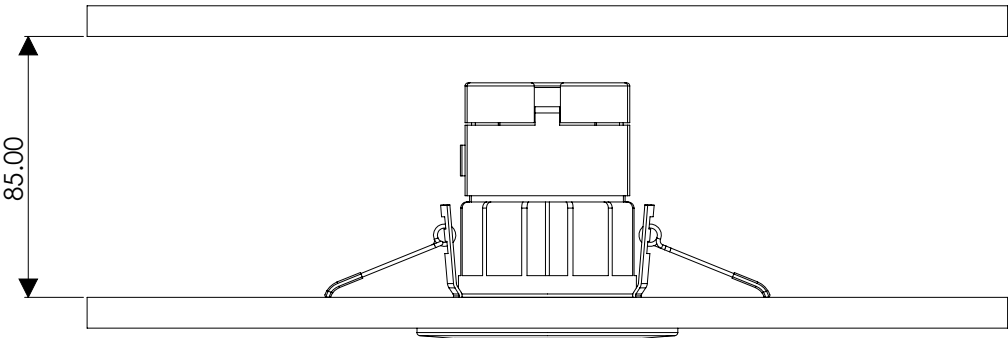
- A range of features and finishes in one fitting for the perfect ceiling spotlight
- TrioTone™ technology allows you to select cool white, natural white or warm white with a flick of the switch on the back of the fitting (find out more on p12)
- Incorporates integrated driver
- Super slim interchangeable bezels easily clip on and off the fitting
- 3 bezels included - white, chrome & brushed steel
- Easy to install (Plug & Play Technology)
- Fully tested to 30, 60, 90 minutes fire rating
- Dimmable from 0-100%
- Brighter than a 50W GU10 Halogen
- IP65 rated making it suitable for both kitchen and bathroom use (Zone 1 and 2)



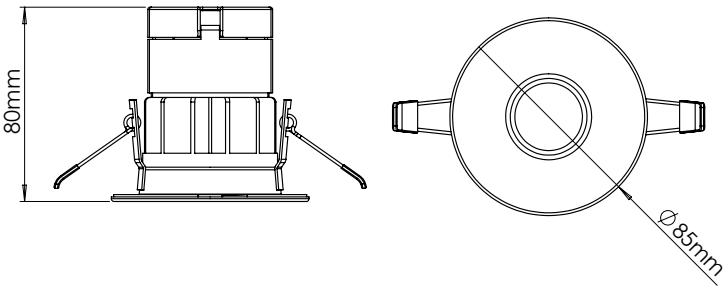
Simple push fit installation



Self supported: Pop up the spring loaded arms and push the unit into a pre-routed ceiling hole. The arms will flip down to secure the light in place.



Dimensions



TrioTone™ IP65 Fire Rated Downlight - (3000K, 4000K, 5000K)

| CODE | WATTAGE | VOLTAGE | QTY | LUMENS |
|-----------|---------|---------|-----|------------|
| SE62095T0 | 8 W | 240V | 1 | 650-700 lm |



Cube (black glass)

TRIOTONE™ CUBE & CIRCA IP65 FIRE RATED DOWNLIGHT



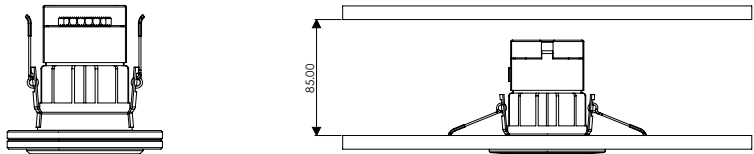
- A stylish, glass bezel ceiling spotlight available in two shapes and two finishes
- Bezel available in both tinted black or clear glass
- Choose from either square with rounded corners (Cube) or round (Circa) fitting
- TrioTone™ technology allows you to select cool white, natural white or warm white with a flick of the switch on the back of the fitting (find out more on p12)
- Incorporates integrated driver
- Easy to install (Plug & Play Technology)
- Fully tested to 30, 60, 90 minutes fire rating
- Dimmable from 0-100%
- Brighter than a 50W GU10 Halogen
- IP65 rated making them suitable for kitchen and bathroom use (Zone 1 and 2)



TrioTone™ Cube & Circa IP65 Fire Rated Downlight - (3000K, 4000K, 5000K)

| CODE | DESCRIPTION | WATTAGE | VOLTAGE | QTY | LUMENS |
|-----------|-------------------------------|---------|---------|-----|------------|
| SE62094T0 | TrioTone™ Circa (Clear Glass) | 8 W | 240V | 1 | 650-700 lm |
| SE62194T0 | TrioTone™ Cube (Clear Glass) | 8 W | 240V | 1 | 650-700 lm |
| SE62294T0 | TrioTone™ Circa (Black Glass) | 8 W | 240V | 1 | 650-700 lm |
| SE62394T0 | TrioTone™ Cube (Black Glass) | 8 W | 240V | 1 | 650-700 lm |

Simple push fit installation



Self supported: Pop up the spring loaded arms and push the unit into a pre-routed ceiling hole. The arms will then flip down to secure the light in place.



SE62094T0 - Circa clear glass



SE62194T0 - Cube clear glass



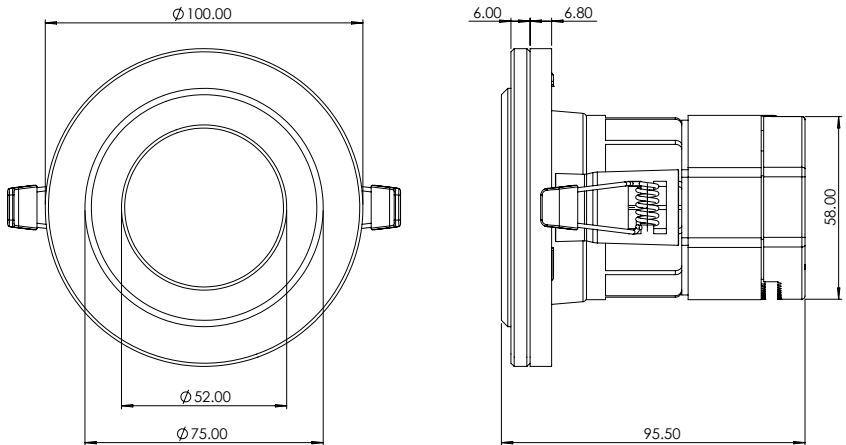
SE62294T0 - Circa tinted glass



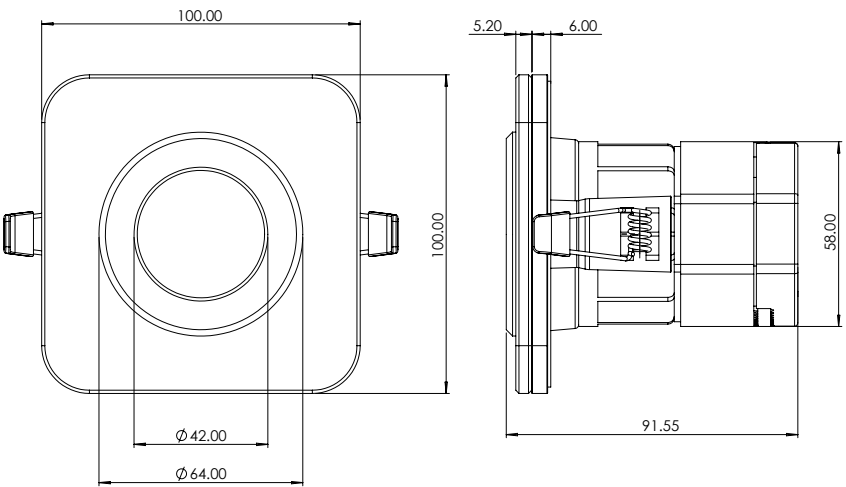
SE62394T0 - Cube tinted glass

Dimensions

TrioTone™ Circa



TrioTone™ Cube



POP-UP SOCKETS



- Discreet and concealed power points easily hidden into worktops
- Provides high output charging for USB devices and Qi charging
- A great option for offering power in kitchen island units






SERIES
NEW

SENSIOPOD E
PULL UP SOCKET

- Slim handle sits almost flush with the worktop for a seamless finish
- Spring mounted handle - gentle push down to release then pull up
- 3 x Power sockets
- 2 x USB sockets
- Simple installation - 1.5m cable with 13A plug attached
- IP20 rated
- Available in stainless steel, aluminium and black finishes



SensioPod E - Pull Up Socket

| CODE | COLOUR | CONNECTION | POWER SUPPLY |
|----------|-----------------|------------|------------------------------|
| SE891900 | Stainless Steel | 13A plug | Sockets: 3 x power & 2 x USB |
| SE894920 | Aluminium | 13A plug | Sockets: 3 x power & 2 x USB |
| SE894930 | Black | 13A plug | Sockets: 3 x power & 2 x USB |



SERIES
NEW

SENSIOPOD M
MOTORISED SOCKET

- Motorised mechanism to raise and lower the unit
- Anti-trap feature stops the unit if an obstruction is detected
- Pausing feature to allow the pod to be partially lowered when in use
- Simple touch sensor control on the top of the pod
- 3 x Power sockets
- 2 x USB sockets
- Integrated Qi charger in the top of the unit
- Simple installation - 1.8m cable with 13A plug attached
- IP54 rated
- Aluminium finish



SensioPod M - Motorised Socket with Qi Charger

| CODE | COLOUR | CONNECTION | POWER SUPPLY |
|----------|-----------|------------|------------------------------|
| SE892920 | Aluminium | 13A plug | Sockets: 3 x power & 2 x USB |

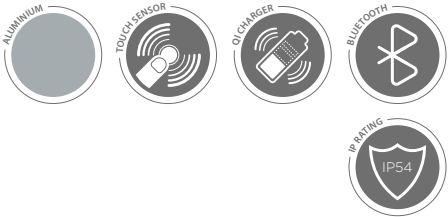


Qi charger in the top of the unit



SENSIOPOD M BLUETOOTH
MOTORISED BLUETOOTH SOCKET

- Motorised mechanism to raise and lower the unit
- Anti-trap feature stops the unit if an obstruction is detected
- Pausing feature to allow the pod to be partially lowered when in use
- Simple touch sensor control on top of the pod
- 2 x Power sockets
- 2 x USB sockets
- Integrated Qi charger in the top of the unit
- Integrated Bluetooth speaker to connect compatible devices for playing music
- Simple installation - 1.8m cable with 13A plug attached
- IP54 rated
- Aluminium finish



Qi charger in the top of the unit

SensioPod M - Motorised Socket with Bluetooth & Qi Charger

| CODE | COLOUR | CONNECTION | POWER SUPPLY |
|----------|-----------|------------|---|
| SE893920 | Aluminium | 13A plug | Sockets: 2 x power, 2 x USB ports & Bluetooth Speaker |

SENSIOPOD+
PULL UP SOCKET

- Slim profile, contemporary finishes
- Die cast metal top in choice of 3 finishes; Chrome, Black Nickel and Stainless Steel
- Two USB ports integrated to charge USB devices
- Maximum allowance across both ports is 2100mA
- IP54 Rated with in-built water channels
- Quick-release catch for secure closing
- Neon green control switch to stop appliance being left on to save energy
- Great for tidier surfaces
- Can be retracted fully whilst products are plugged in
- Fuse is built into model
- IP54 rated - Limited ingress of dust permitted (no harmful deposit) and protected against sprays from any angle, e.g. splashes of water



Bluetooth option also available

SensioPod+ - Pull Up Socket with USB

| CODE | COLOUR | CONNECTION | POWER SUPPLY |
|------------|-----------------|------------|---|
| SE80050BN | Black Nickel | 13A plug | Sockets: 3 x power & 2 x USB ports |
| SE80050CH | Chrome | 13A plug | Sockets: 3 x power & 2 x USB ports |
| SE80050SS | Stainless Steel | 13A plug | Sockets: 3 x power & 2 x USB ports |
| SE890920SS | Stainless Steel | 13A plug | Sockets: 2 x power, Bluetooth Speaker & 2 x USB ports |

RECHARGEABLE BATTERY & LOW VOLTAGE WARDROBE LIGHTING



- Simple convenience lighting to illuminate dark spots in wardrobes and cupboards
- Illuminate the contents of your wardrobe in the dark without needing to turn the main room lighting on
- Low energy consumption while creating maximum impact



RECHARGEABLE BATTERY & LOW
VOLTAGE WARDROBE LIGHTING

11

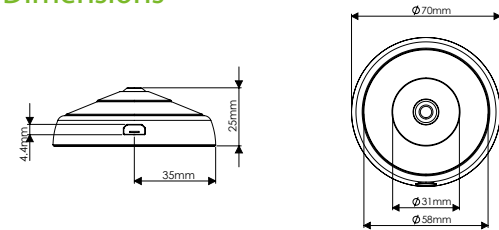


MAGNUM
RECHARGEABLE BATTERY LIGHT



- Ideal for wardrobes and kitchen cabinets
- Easy retro fit design and no electrical installation required
- Integrated PIR sensor with a 1.5m range of 120° activates the light
- Simple installation via a self adhesive magnetic plate - the light then attaches to the magnetic plate and removes for charging
- Contains rechargeable lithium-ion battery
- Rapid battery charge time (<2 hours)
- On/off switch to save battery capacity
- If no movement is detected, the unit will switch off after 10 seconds
- 6 months battery power - based on 2 minutes of usage per day
- 1.5m USB charger cable included

Dimensions



Magnum Rechargeable Battery Light - **Natural White (4500K)**

| CODE | FINISH | WATTAGE | VOLTAGE | QTY | LUMENS |
|----------|-----------------|---------|---------|-----|--------|
| SE3391N0 | Chrome | 0.4 W | 5V | 1 | 100 lm |
| SE3300N0 | Stainless Steel | 0.4 W | 5V | 1 | 100 lm |




OPERIO
LED WARDROBE LIGHT



- Suitable for use in a wardrobe to illuminate the space
- Surface mounted for simple installation
- Contains 2 integrated PIR sensor switches with a 2m range so the light will switch on no matter which side of the wardrobe is opened
- If no movement is detected, the unit will switch off automatically after 30 seconds
- The curved aspect of the fitting means the light is dispersed evenly and is directed back into the wardrobe
- Concealed, diffused LEDs
- High light output, low energy consumption



Dimensions



Operio LED Wardrobe Light - **Natural White (4500K)**

| CODE | WATTAGE | LENGTH | VOLTAGE | QTY | LEDS | LUMENS | DRIVER |
|--------------|---------|--------|---------|-----|-------|--------|----------|
| SE20111C0.24 | 2.2W | 400mm | 24V | 1 | 30pcs | 100 lm | Required |

Cables, Connectors & Accessories

| CODE | DESCRIPTION |
|--------|----------------------|
| SE9009 | 2.5m Extension Cable |



SE9009
2.5m Extension
cable

LIGHTING CONTROL




- Multiple light type controls to enable light zoning
- Simple functionality via remotes, sensors or smart home devices
- Control the mood and functionality of the room with lights




TITAN DRIVERS

Our new Titan range of drivers are packed with features, offering an excellent choice based around how the lights will be controlled. All Titan drivers feature a slimline profile measuring just 16mm in depth making them a discreet solution that can be hidden away easily during installation. The drivers all feature integrated connector ports rather than a traditional distribution block, streamlining the design.




Multiple lighting lines

Simultaneously run multiple light lines. Just remember to total the wattage.




Advanced control options

Incorporate receivers and sensor extensions to increase the driver functionality.



STEP 1 – Choose the type of Titan based on how the lights will be controlled



Titan

A simple, straight-forward driver to convert mains current and connect lights to a wall switch.



Titan+

Offers lighting control via sensors. Titan+ drivers are compatible with four sensor controls - IR, PIR, Door and Push Switch.



Titan SMART

Provides smart home device, voice activation and smart phone lighting control.

STEP 2 – Choose the wattage of the driver

Each driver can run several lights (even different types of light from the same driver) but the total wattage of all of those lights combined must not exceed the wattage of the driver.

Simply add up the wattage of all the lights and select a driver that has a wattage capacity equal to or greater than the total light wattage.

STEP 3 – Choose the driver with the correct number of ports

Each driver has a set number of ports that connect to your lights. For example, a driver with 6 ports can run a maximum of 6 lights.

EXAMPLE 1:

Operate with a wall switch
3 lights that are 1.5 watts each:
 $3 \times 1.5 = 4.5$ watts

A Titan 6W, 4 port driver would be required.

EXAMPLE 2:

Control with a hand swipe
4 lights, 2 of which are 2 watts each and 2 lights which are 3 watts each:

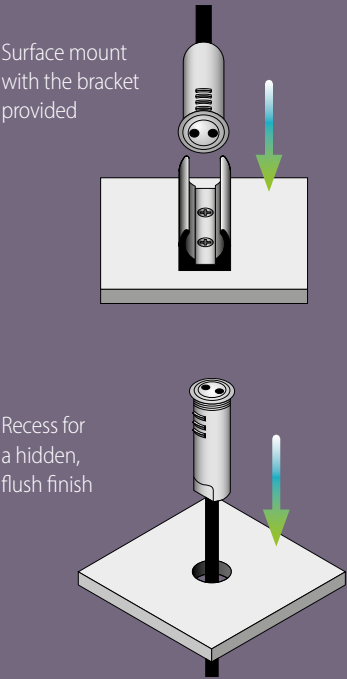
$$(2 \times 2) + (2 \times 3) = 10 \text{ watts}$$

A Titan+ 15W 6 Port Driver and IR sensor would be required.

The Titan+ range of sensors are compatable with the Titan+ driver, offering simple plug and play setup.

Simple Installation

Titan+ sensors are supplied with a simple clip bracket for surface mounting under cabinets. Alternatively they can be concealed by recessing into a panel.



TITAN DRIVER


- Slim 16mm depth
- Easy to use and install
- Available as 6W/15W/30W
- Integrated 2-pin connector, distribution ports
- Mains cable included

Add on a receiver and pair with the universal remote control to enable dimming or colour changing features for compatible lights. See p189 for options on receivers.

| Titan - Driver | | |
|----------------|---------|-----------|
| CODE | WATTAGE | No. PORTS |
| SE490950 | 6W | 4 |
| SE491950 | 15W | 6 |
| SE492950 | 30W | 6 |

| Cables, Connectors & Accessories | |
|----------------------------------|-------------------------|
| CODE | DESCRIPTION |
| SE990990 | *JB4 Distribution Block |

*Increase the capacity of the driver with an additional 10 ports.



JB4 Port Expander



TITAN+ SENSOR DRIVER

- Slim 16mm depth
- Easy to use and install
- Available as 6W/15W/30W
- Integrated 2-pin connector, distribution ports
- Compatible lighting control accessories - PIR, IR, Switch & Door sensors. Simply plug in the chosen sensor to the designated port in the driver.
- Mains cable included
- Dimmable when paired with the Titan+ IR sensor

| Titan+ - Sensor Driver | | |
|------------------------|---------|-----------|
| CODE | WATTAGE | No. PORTS |
| SE495950 | 6W | 4 |
| SE496950 | 15W | 6 |
| SE497950 | 30W | 6 |

| Cables, Connectors & Accessories | |
|----------------------------------|-------------------------|
| CODE | DESCRIPTION |
| SE490250 | IR Sensor |
| SE491250 | PIR Sensor |
| SE492250 | Push Switch |
| SE493250 | Door Sensor |
| SE990990 | *JB4 Distribution Block |

*Increase the capacity of the driver with an additional 10 ports.

TITAN+ IR SENSOR

- Allows activation of all lighting plugged into the Titan+ driver with the swipe of a hand
- Detection range of 0-5cm
- Perfect for recessed or surface mounting (with the included bracket)
- 2m connection cable
- Adds dimmable functionality to Titan+ driver

TITAN+ PIR SENSOR

- Allows activation of all lighting plugged into the Titan+ driver by detecting motion
- Detection range of 0-3m
- Detection angle of 120°
- Perfect for recessed or surface mounting (with the included bracket)
- Cut out diameter of 12mm
- 2m connection cable

TITAN+ PUSH SWITCH

- Allows activation of all lighting plugged into the Titan+ driver with the push of a button
- Simple plug and play technology - easy to add the Titan+ IR sensor to any new or existing Titan+ driver
- Perfect for recessed mounting in to a worktop
- Features a robust clicker switch
- Cut out diameter of 12mm
- 2m connection cable

TITAN+ DOOR SENSOR

- Allows activation of all lighting plugged into the Titan+ driver with the opening and closing of doors
- Perfect for recessed or surface mounting (with the included bracket)
- Cut out diameter of 12mm
- 2m connection cable



NEW



The Titan+ Sensor Adapter allows this sensor range to be used with any driver featuring 2-pin ports (e.g. standard Titan driver or alternative standard driver), to control lights placed afterwards in the chain.

| Titan+ - Sensor Adapter | |
|-------------------------|-----------------------|
| CODE | DESCRIPTION |
| SE797990 | Titan+ Sensor Adapter |





TITAN DIMMABLE DRIVER



- Depth of 16mm
- Integrated 2-pin connector, distributor ports
- 2m mains cable included
- Short circuit & overload protection
- Surge and thermal protection
- Wide dimming range: 5% - 100%
- Wall dimmable
- Easy to use - Just plug and play
- Minimum 25% load



JB4 Port Expander

Titan Dimmable - Driver



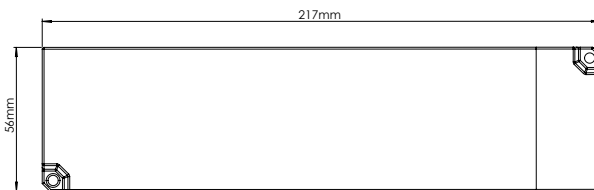
| CODE | WATTAGE | WATTAGE | No. PORTS |
|---------|---------|---------|-----------|
| SE40899 | 24V | 30 W | 6 |
| SE40699 | 24V | 60 W | 10 |

NEW

Cables, Connectors & Accessories

| CODE | DESCRIPTION |
|--|------------------------|
| SE990990 | JB4 Distribution Block |
| Increase the capacity of the driver with an additional 10 ports on single-colour drivers with 2-pin ports. | |

Dimensions



TITAN SMART DRIVER



- Slim 16mm depth
- Easy to use and Install
- Integrated distribution ports
- Compatible with Amazon Alexa & Google Assistant for voice activated control over the lighting
- Combine with the Link Sensio Smart Phone App (available for both Android and iOS devices) to access a multitude of clever features such as dimming, colour changing and lighting schedules
- Mains cable included
- Available for both single-colour and CCT, colour temperature changing lights



JB4 Port Expander

Titan - Smart Driver

| CODE | WATTAGE | CONTROL | No. PORTS | CHANNELS |
|------------|---------|---------------|-----------|----------|
| SE405591.1 | 30 W | Single-colour | 6 | 5 |
| SE405592.1 | 30 W | CCT | 6 | 3 |
| SE405595 | 30 W | RGB / CCT | 4 | - |

NEW

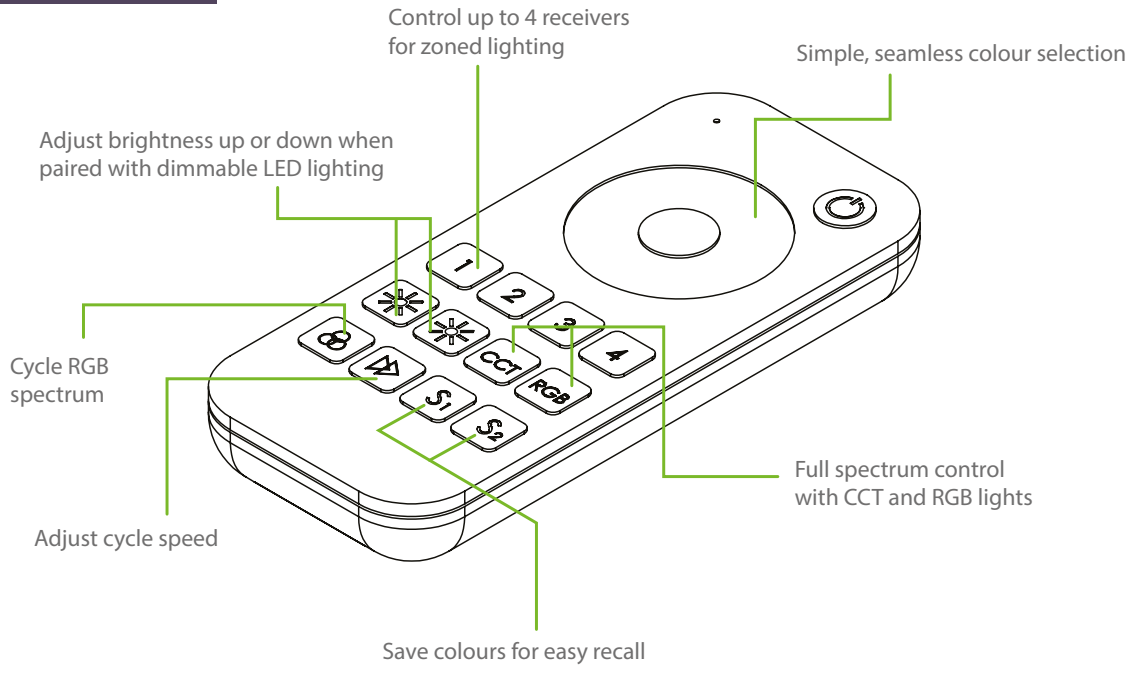
Cables, Connectors & Accessories

| CODE | DESCRIPTION |
|--|------------------------|
| SE990990 | JB4 Distribution Block |
| Increase the capacity of the driver with an additional 10 ports on single-colour drivers with 2-pin ports. | |

LINK SENSIO SMART PHONE APP

The "Link Sensio" app is available to download for free on both iOS and Android smart devices. Use the app, in conjunction with a smart home device, to operate our Titan Smart driver.

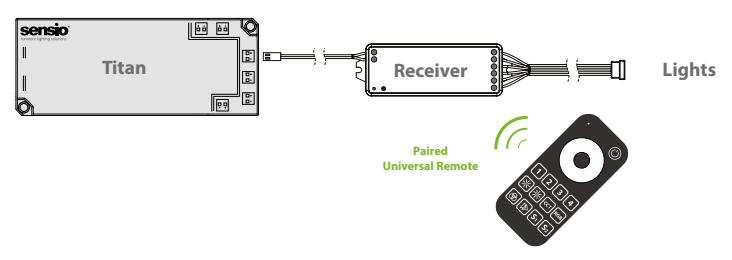
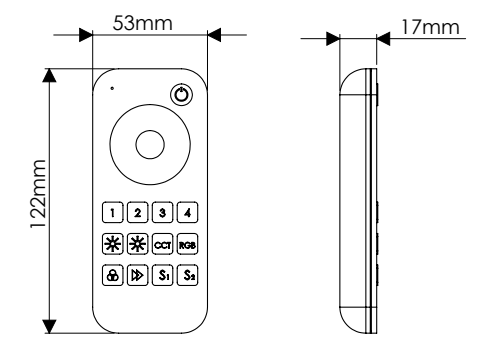




UNIVERSAL REMOTE CONTROL

- The remote can control single colour lighting (dimming), CCT (tunable white) and RGB (colour changing) lights
- Offers a multitude of functions including the ability to set up channels and zone lighting
- Wall mounting bracket provided to keep the remote safe and secure when not in use
- Requires 2x AAA batteries (not included)

Use in conjunction with the appropriate receiver for the chosen lights.



Universal Remote Control
CODE
SE16097C0

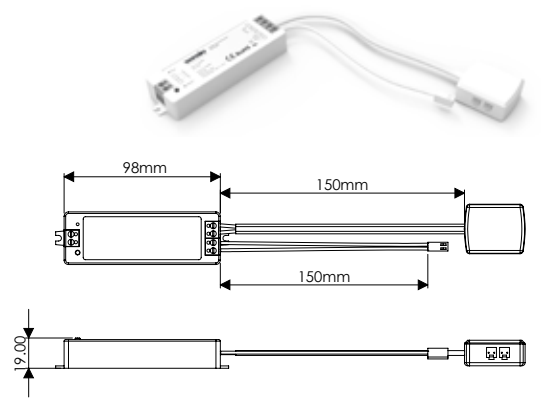
RECEIVERS

Select the correct receiver from the choices below depending on whether your are controlling single colour, CCT or RGB/CCT lights.

SINGLE COLOUR RECEIVER

- Control single colour lighting products (e.g warm white colour temperature lights)
- Combine use with the Universal Remote Control to:
 - turn the lights on/off
 - dim to your preferred lighting level
- The receiver has a memory function to recall settings
- Multiple receivers can be paired with the a single Universal Remote Control
- 30m range
- 96W at 12V and 192W at 24V

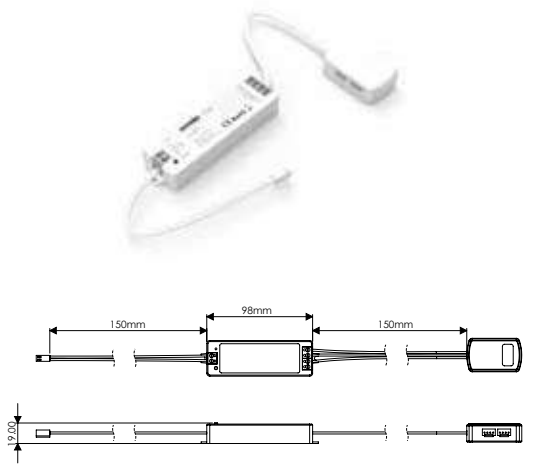
SERIE3



CCT RECEIVER

- Control CCT (Correlated Colour Temperature) lighting products
- Combine use with the Remote Control to:
 - turn the lights on/off
 - dim to your preferred lighting level
 - select your light colour temperature
- The receiver has a memory function to recall settings
- Multiple receivers can be paired with a single Universal Remote Control
- 30m range
- 60W at 12V and 120W at 24V

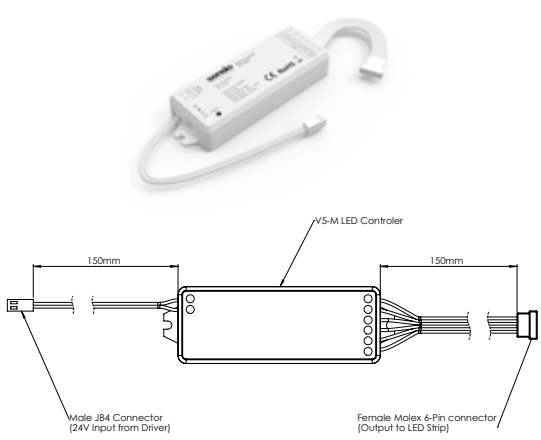
SERIE5



RGB/CCT RECEIVER


- Control RGB and CCT (Colour Changing Technology) lighting products
- Combine use with the Remote Control to:
 - turn the lights on/off
 - dim to your preferred lighting level
 - select your light colour temperature (CCT), or
 - light colour (RGB)
- The receiver has a memory function to recall settings
- Multiple receivers can be paired with a single Universal Remote Control
- 30m range
- 36W at 12V and 72W at 24V

SERIE5






LINK-S
RECEIVER, MAGNET & REED SWITCH

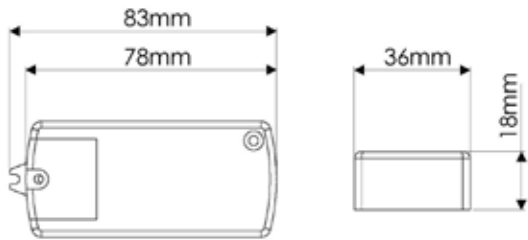


- Control lighting wirelessly through the opening and closing of doors
- Magnet and Reed Switch suitable for mounting on any door and frame or surround
- Opening the door will send a signal to the receiver to trigger the lighting (as the magnet loses contact with the Reed Switch)
- Small size of components means that their appearance is discreet
- Control multiple lights within a kitchen or bedroom
- Range of >8m
- Battery life of >3 years
- One receiver can support up to five Magnets and Reed switches
- One Reed Switch and Magnet can support up to five receivers



Link-S - Receiver, Magnet and Reed Switch

| CODE | DESCRIPTION | VOLTAGE | MAX. WATTAGE |
|---------|----------------------------------|-------------------------------|--------------|
| SE79095 | Receiver, Magnet and Reed Switch | 24V | 72 W |
| SE79195 | Receiver | 24V | 72 W |
| SE79295 | Magnet and Reed Switch | 3V (2x 1632 Button Batteries) | |





/sensio-ltd



@Sensio_Ltd



@sensiolightingltd



/sensiolighting



Flanagan Fittings
Falcon House
Dublin Airport Logistics Park
St. Margarets
Co. Dublin
K67 F303
Ireland.

Telephone

+353 (0)1 844 8400

Fax


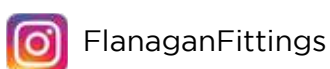
+353 (0)1 844 8009

E-mail

sales@fff.ie

Web

www.fff.ie



Issue: XSEN001/21

